

TREATMENT OPTIONS FOR ED

More than half of men over 40 have erectile dysfunction (ED).¹ ED can be equally devastating for a man and for his partner. There is hope for every man with ED to regain the confidence, control and wholeness to enjoy an active, satisfying sex life.²

Oral medications (e.g., Viagra™, Cialis™, Levitra™ and Spedra™) are often the first step; however, 30% of men with ED do not respond adequately to pills and require a different option.³⁻⁶

It's important to know there are treatment options beyond medications that are safe and effective. Each option has varying degrees of success and reliability, and some may be more effective or satisfying for you than others.

A penile implant is a unique, permanent solution because it allows you to have intimacy wherever, whenever and for as long as you want. It allows you to be spontaneous again and is reliable with no medication side effects or ongoing costs. It's entirely contained inside the body and doesn't typically interfere with ejaculation or orgasm.^{7,8}

Penile implants have been in clinical use for over 40 years and have helped hundreds of thousands of patients return to an active, satisfying sex life.^{9,10}

TAKE THE NEXT STEP

Erectile dysfunction (ED) can limit your intimacy, affect your self-esteem and impact your relationship with your partner.⁶ But there's good news – today, nearly every case of ED is treatable. Learn more about the treatments available at EDTreatments.com

- Talk with a urologist who specializes in ED and offers the full range of treatment options, including implants. Need help finding an experienced doctor near you? Visit our "Find an Implanter" feature at EDTreatments.com

- Watch real patient stories at EDTreatments.com

Because each type of treatment option offers unique features, potential risks and benefits, talk to your doctor about which option is best for you. Learn more at EDTreatments.com

Reference list

1. Feldman HA, Goldstein I, Hatzichristou DG, et al. Impotence and its medical and psychosocial correlates: results of the Massachusetts Male Aging Study. J Urol. 1994 Jan;151(1):54-61.
2. DiMeo PJ. Psychosocial and relationship issues in men with erectile dysfunction. Urol Nurs. 2006 Dec; 26(6):442-6.
3. Viagra™ Prescribing Information, Pfizer Inc. Revised January 2010.
4. Cialis™ Prescribing Information, Lilly USA, LLC. Revised October 2011.
5. Levitra™ Prescribing Information, Bayer HealthCare Pharmaceuticals. Revised November 2011.
6. Stendra™ Prescribing Information. Vivus, Inc. 2014.
7. Montorsi F, Rigatti P, Carmignani G, et al. AMS three-piece inflatable implants for erectile dysfunction: a long-term multi-institutional study in 200 consecutive patients. Eur Urol. 2000 Jan; 37(1):50-5.
8. Penile implants – erectile dysfunction. Sex Health Matters website. <http://www.sexhealthmatters.org/erectile-dysfunction/penileimplants-erectile-dysfunction/P7>. Accessed December 3, 2014.
9. Scott FB, Brantly WE, Timm GW. Management of erectile impotence: use of implantable inflatable prosthesis. Urol. 1973 Jul;2(1):80-2.
10. Penile prosthesis. European Society for Sexual Medicine (ESSM) website. <http://www.essm.org/society/esham/malesd/oraltreatments/penileprosthesis.html>. Accessed January 1, 2013.
11. Kerfoot WW, Carson CC. Pharmacologically induced erections among geriatric men. J Urol. 1991 Oct;146(4):1022-4.
12. Sung HH, Ahn JS, Kim JJ, et al. The role of intracavernosal injection therapy and the reasons of withdrawal from therapy in patients with erectile dysfunction in the era of PDE5 inhibitors. Andrology. 2014 Jan;2(1):45-50.
13. Ishii N, Watanabe H, Irisawa C, et al. Intracavernous injection of prostaglandin E1 for the treatment of erectile impotence. J Urol. 1989 Feb;141(2):323-5.
14. Caverject™ Prescribing Information. Pharmacia & Upjohn Company. Revised March 2014.
15. Matthew AG, Goldman A, Trachtenberg J, et al. Sexual dysfunction after radical prostatectomy: prevalence, treatments, restricted use of treatments and distress. J Urol. 2005 Dec;174(6):2105-10.
16. Mydlo JH, Volpe MA, MacChia RJ. Results from different patient populations using combined therapy with alprostadil and sildenafil: predictors of satisfaction. BJU Int. 2000 Sep; 86(4):469-73.
17. Padma-Nathan H, Hellstrom WJ, Kaiser FE, et al. Treatment of men with erectile dysfunction with transurethral alprostadil. Medicated Urethral System for Erection (MUSE) Study Group. N Engl J Med. 1997 Jan 2;336(1):1-7.
18. Costabile RA, Spevak M, Fishman IJ, et al. Efficacy and safety of transurethral alprostadil in patients with erectile dysfunction following radical prostatectomy. J Urol. 1998 Oct;160(4):1325-8.
19. MUSE™ Prescribing Information, Meda Pharmaceuticals, Inc. Revised March 2011.
20. Nandipati KC, Raina R, Agarwal A, et al. Erectile dysfunction following radical retropubic prostatectomy: epidemiology, pathophysiology and pharmacological management. Drugs Aging. 2006;23(2):101-17.
21. Vitaros™ 3 mg/g cream. eMC website. <https://www.medicines.org.uk/emc/medicine/28866>. Accessed May 11, 2017.
22. Vitaros™ Summary of Product Characteristics. NexMed International Ltd. Revised Sept. 2016.
23. Defade BP, Carson CC 3rd, Kennelly MJ. Postprostatectomy erectile dysfunction: the role of penile rehabilitation. Rev Urol. 2011;13(1):6-13.
24. The Process of Care Consensus Panel. The process of care model for evaluation and treatment of erectile dysfunction. Int J Impot Res. 1999 Apr;11(2):59-70.
25. Phé V, Rouprêt M. Erectile dysfunction and diabetes: A review of current evidence-based medicine and synthesis of main available therapies. Diabetes Metab. 2012 Feb; 38(1):1-13.
26. Miner MM, Kuritzky L. Erectile dysfunction: a sentinel marker for cardiovascular disease in primary care. Cleve Clin J Med. 2007 May;74(Suppl 3):S30-7.
27. Yuan J, Hoang AN, Romero CA, et al. Vacuum therapy in erectile dysfunction – science and clinical evidence. Int J Impot Res. 2010 Jul-Aug;22(4):211-9.
28. Bernal RM, Henry GD. Contemporary patient satisfaction rates for three-piece inflatable penile prostheses. Adv Urol. 2012;2012:707321.
29. AMS 700™ Patient Manual. Information and Instructions for Patients Considering an Inflatable Penile Prosthesis. American Medical Systems, LLC. 2012.
30. AMS 700™ Penile Prosthesis Product Line Instructions for Use. American Medical Systems, LLC. 2013.
31. Enemchukwu EA, Kaufman MR, Whittam BM, et al. Comparative revision rates of inflatable penile prostheses using woven Dacron™ fabric cylinders. J Urol. 2013 Dec;190(6):2189-93.

All cited trademarks are the property of their respective owners. CAUTION: The law restricts these devices to sale by or on the order of a physician. Indications, contraindications, warnings and instructions for use can be found in the product labeling supplied with each device. Information for the use only in countries with applicable health authority product registrations. Material not intended for use in France.

MH-485606-AA MAR2018
Printed in Germany by medicalvision.

**Boston
Scientific**
Advancing science for life™

www.bostonscientific.eu

© 2018 Boston Scientific Corporation or its affiliates. All rights reserved.
DINURO2277EA

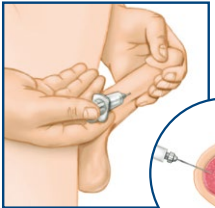
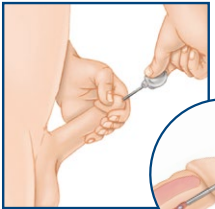

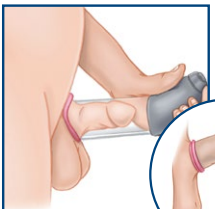
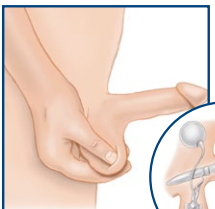
Your treatment options for erectile dysfunction

A PATIENT OVERVIEW



OVERVIEW OF TREATMENT OPTIONS FOR ED BEYOND ORAL MEDICATIONS

(Individual results may vary. Consult with your doctor to decide the option most suited for you.)

	Patient satisfaction and outcomes	Possible side effects	Product characteristics	Typical duration of use
 <p>SELF-INJECTIONS</p> <p>In use since the 1980s, injection therapy uses a needle to inject medication directly into the base or side of the penis. These medications improve blood flow into the penis to cause an erection.</p>	<ul style="list-style-type: none"> 60% of patients were satisfied and continued use¹¹ Satisfaction for men and partners at 4 years was 91.4%¹² Clinical studies report 60 – 86% success rates^{12,13} 	<ul style="list-style-type: none"> Penile pain Prolonged erection Penile fibrosis Injection site hematoma Penile curvature Palpable plaque 	<ul style="list-style-type: none"> Injected with a needle into the corpus cavernosum Onset of erection: 5 – 20 mins Refrigeration required 	<ul style="list-style-type: none"> Despite success rates, in a study of 294 men, only 59 (20%) continued the therapy¹² 107 (45.5%) men discontinued at 6 months, and 151 (64.2%) men discontinued at 12 months¹² Another study found 40% drop-out rate at 12 months, and 70% at 43 months for post-prostatectomy patients¹⁵
 <p>INTRAURETHRAL SUPPOSITORIES</p> <p>In use since the 1990s, intraurethral suppository treatment for ED uses an applicator containing a small pellet that is inserted into the urethra. Once the pellet is released, it dissolves to increase blood flow to the penis to form an erection.</p>	<ul style="list-style-type: none"> Clinical study satisfaction rates are limited, but one study found 64 of 192 men (33%) were satisfied¹⁶ In clinical literature, success rates are reported at 40 – 65%^{17,18} 	<ul style="list-style-type: none"> Penile pain Urethral pain or burning Urethral bleeding/spotting Dizziness Hypotension 	<ul style="list-style-type: none"> No needles Onset of erection: 5 – 10 minutes Refrigeration required 	<ul style="list-style-type: none"> In one study of 54 patients, over half discontinued use after 8 months²⁰ Another clinical study reported 40 – 50% of men don't continue using this therapy after 6 – 8 months¹⁵
 <p>TOPICAL CREAMS</p> <p>In use since August 2013²¹, topical creams (such as Vitaros™) are prescribed in the form of disposable, individual applicators. A drop is applied to the tip of the penis. The alprostadil within the cream causes the blood vessels to widen so there is an increase in the blood flow into the penis, which leads to an erection²².</p>	<ul style="list-style-type: none"> A statistically significant overall improvement was observed in three treatment groups in erectile function and increased success in vaginal penetration and ejaculation²¹. There were overall improvements in orgasmic function, intercourse satisfaction and overall satisfaction²². 	<ul style="list-style-type: none"> Irritation, burning sensation or itching around your and/or your partner's genitals Dizziness Fluid accumulation in the penis Most side effects will disappear within a few hours 	<ul style="list-style-type: none"> Supplied in mini pipettes filled with a single dose of cream Apply cream to the opening of the penis, according to use instructions Onset is within 5 – 30 minutes after application Duration is approximately 1 – 2 hours 	<ul style="list-style-type: none"> Newer therapy so longer term data is not yet freely available
 <p>VACUUM ERECTION DEVICES (VEDs)</p> <p>In use since the 1980s, a vacuum erection device consists of a hollow plastic tube, a vacuum pump and a tension ring. With the tube placed over the penis, the pump creates a vacuum that pulls blood into the penis. Once an erection is achieved, an elastic tension ring is placed at the base of the penis to help maintain the erection.</p>	<ul style="list-style-type: none"> VED patient satisfaction rates range from 68 – 80%²³ VED success rates range from 80 – 92% after radical prostatectomy¹⁵ 	<ul style="list-style-type: none"> Penile bruising/burst blood vessels Penile pain/discomfort Penile numbness Delayed ejaculation or failure to ejaculate Cool or different-colored erection 	<ul style="list-style-type: none"> Non-invasive Drug free Cost effective 	<ul style="list-style-type: none"> Despite initial high success rates, in a study of 85 patients, 73 of 85 (86%) decided to move onto other sexual aids¹⁵
 <p>PENILE IMPLANTS</p> <p>In use since the 1970s, penile implants have helped hundreds of thousands of men return to an active sex life.¹⁰ A penile implant is a medical implant that is implanted into the penis during an outpatient procedure. The implant is entirely concealed within the body. To operate, one squeezes and releases the pump, located in the scrotum, to achieve an erection. To return the penis to a natural flaccid state, the deflate button located on the pump bulb is depressed.</p>	<ul style="list-style-type: none"> 184 of 200 men (92%) said sexual activity with the implant was "excellent" or "satisfactory"⁷ 115 of 120 partners (96%) said sexual activity with the implant was "excellent" or "satisfactory"⁷ 196 of 200 patients (98%) reported erections to be "excellent" or "satisfactory"⁷ 97% of patients would recommend a penile implant to a friend²⁸ 	<ul style="list-style-type: none"> Latent, natural erections no longer possible Infection (<1% risk) requires removal of device Mechanical failure Pain (typical with healing process) 	<ul style="list-style-type: none"> Permanent ED treatment Concealed within the body Maintain erection as long as desired Spontaneous sex when the mood strikes Doesn't interfere with orgasm or ejaculation 	<ul style="list-style-type: none"> 98% of penile implants are in use after 1.5 to 5 years^{7,29} At 7 years, 94% are still in use and free from revision³¹