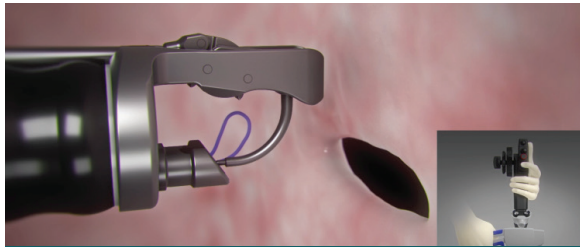






## Suture Tissue Quick Reference Guide



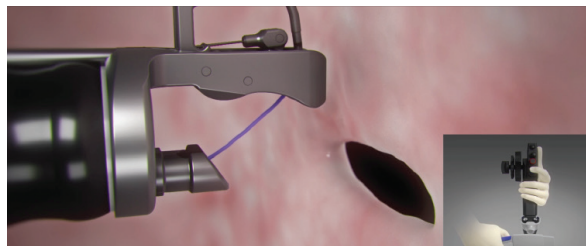
1. After creating suture slack. Close Needle Body by squeezing the handle.



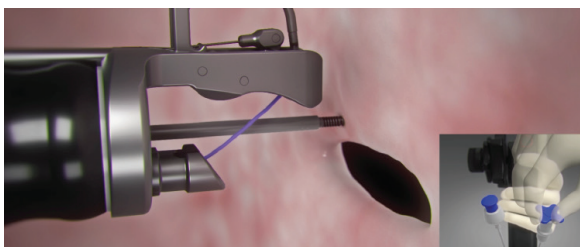
2. Push anchor exchange forward to engage anchor.



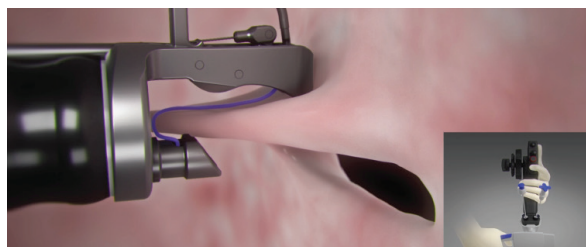
3. Push and hold blue button. Pull back 1 cm.



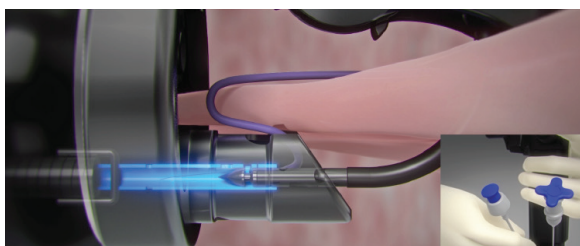
4. Squeeze handle open.



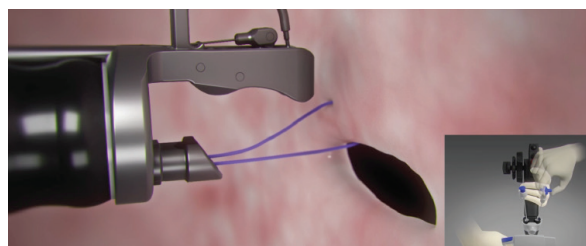
5. Advance Tissue Helix to targeted tissue. Apply forward pressure. Turn blue knob clockwise to engage tissue.



6. Pull Tissue Helix into Needle Guard. Close handle to pass anchor and suture.



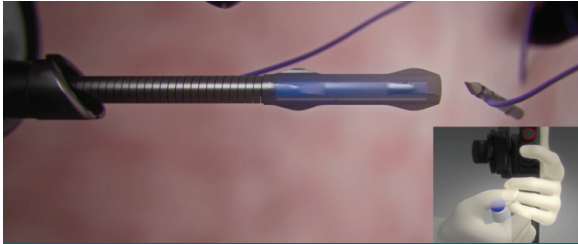
7. Advance Anchor Exchange Catheter to engage with anchor. Pull anchor exchange without pushing blue button.




8. Turn Tissue Helix knob counterclockwise to disengage tissue. Open Handle. Repeat steps 1-8 as needed.



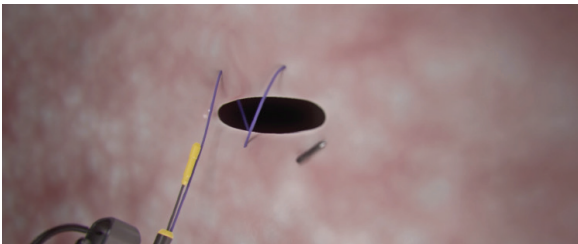
## Cinching Quick Reference Guide



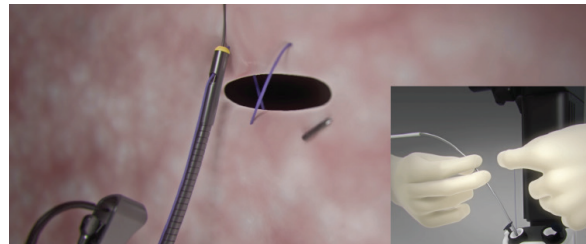
1. With the handle open, extend Anchor Exchange Catheter cut 3cm and press blue button to release. Anchor. Remove Anchor Exchange.



2. Thread suture through gold tab of cinch. Pull tab along axis of the cinch catheter.



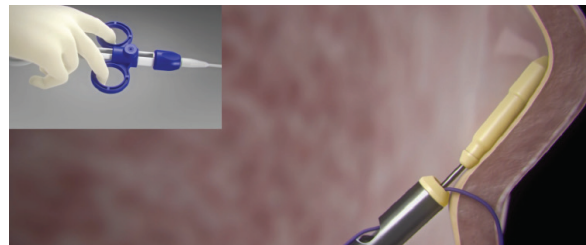
3. Holding slight suture tension, introduce cinch through 3.7mm scope channel. Extend catheter to first bite location.



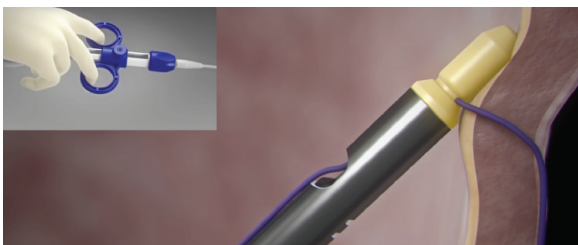
4. Holding cinch catheter in place and resting on tissue, pull suture until desired tension is achieved.



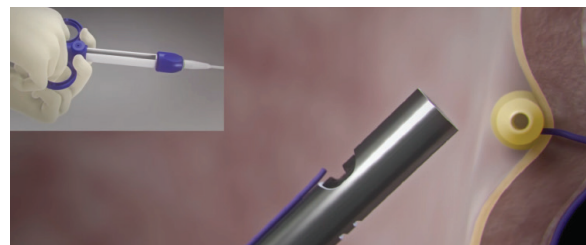
5. While holding tension, open cinch handle with palm facing down to release safety stop.



6. Close handle to pull cinch plug into collar.



7. With two hands, continue to squeeze handle.



8. Continue to squeeze until suture is cut and the cinch is deployed. Do not over squeeze handle.

All trademarks are the property of their respective owners.

CAUTION: Indications, contraindications, warnings, and instructions for use can be found in the product labelling supplied with each device or at <https://apolloendo.my.site.com/dfu/s/>. Products shown for INFORMATION purposes only and may not be approved or for sale in certain countries. This material not intended for use in France. RX Only. CE 2797