

Interlock™ -35 Coil

Fibered IDC™ Occlusion System

The evolution begins –
**one advancement
after another**



Accuracy, Precision and Power



The Interlock™-35 Coil introduced the unique combination of powerful Dacron™ Fibers and precise detachability. Now we redefine deliverability with advancements that are designed to improve the consistency of coil deployment. Technology advances again.

Improved Deliverability

Side holes on coil introducer allow for hydration during advancement and retraction

Nitinol pusher wire engineered for improved kink resistance

Flushing luer intended to facilitate pre-deployment hydration



Technology advances again.

Precision

Interlocking arms for precise placement

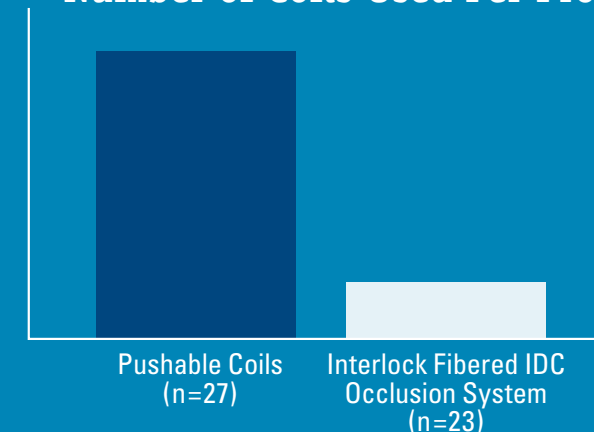
- The Interlock -35 Coil features a simple interlocking connection between the pusher wire and the coil.
- While inside the lumen of the catheter, the interlocking connection remains attached.
- When pushed outside of the catheter, the connection detaches.



Power

Dacron Fibers for rapid occlusion

Number of Coils Used Per Procedure



Dudek, et al, Embolization of the Gastroduodenal Artery Before Selective Internal Radiotherapy: A Prospectively Randomized Trial Comparing Standard Pushable Coils with Fibered Interlock Detachable Coils. CVIR, April 14, 2010.

- 83.6% of cases (19 of 23) achieved complete occlusion with one Interlock Fibered IDC Occlusion Coil.
- A shorter procedure time was observed for procedures utilizing detachable coils when compared to pushable coils.
- No coil migration was observed in the detachable coil group, whereas one incidence of migration was observed in the pushable coil group.



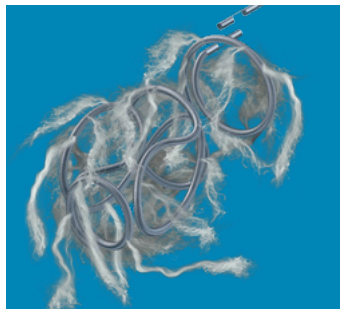
Interlock™ -35 Fibered IDC™ Occlusion System

Standard Length 2D Configurations



UPN	Description	Diameter (mm)	Length (cm)	Shape
M001363500	Interlock - 35 Coil	3	4	2D
M001363520	Interlock - 35 Coil	4	10	2D
M001363540	Interlock - 35 Coil	6	10	2D
M001363550	Interlock - 35 Coil	6	20	2D
M001363570	Interlock - 35 Coil	8	10	2D
M001363580	Interlock - 35 Coil	8	20	2D
M001363590	Interlock - 35 Coil	8	40	2D
M001363600	Interlock - 35 Coil	10	20	2D
M001363610	Interlock - 35 Coil	10	40	2D
M001363620	Interlock - 35 Coil	12	20	2D
M001363630	Interlock - 35 Coil	12	40	2D
M001363640	Interlock - 35 Coil	15	20	2D
M001363650	Interlock - 35 Coil	15	40	2D
M001363660	Interlock - 35 Coil	18	20	2D
M001363670	Interlock - 35 Coil	18	40	2D

Cube Configurations



UPN	Description	Diameter (mm)	Length (cm)	Shape
M001363700	Interlock - 35 Coil	4	6	Cube
M001363720	Interlock - 35 Coil	6	10	Cube
M001363730	Interlock - 35 Coil	6	20	Cube
M001363760	Interlock - 35 Coil	8	20	Cube
M001363790	Interlock - 35 Coil	10	25	Cube
M001363800	Interlock - 35 Coil	10	40	Cube
M001363810	Interlock - 35 Coil	15	25	Cube
M001363820	Interlock - 35 Coil	15	40	Cube
M001363830	Interlock - 35 Coil	20	40	Cube

Diamond Configurations



UPN	Description	Diameter (mm)	Length (cm)	Shape
M001363910	Interlock - 35 Coil	4	4.5	Diamond
M001363920	Interlock - 35 Coil	6	9	Diamond
M001363930	Interlock - 35 Coil	8	14	Diamond

Interlock Fibered IDC Occlusion System

CAUTION: Federal law (USA) restricts these devices to sale by or on the order of a physician.

INTENDED USE/INDICATIONS FOR USE: Interlock and Interlock -35 Fibered IDC Occlusion Systems are modified interlocking detachable coils indicated to obstruct or reduce rate of blood flow in the peripheral vasculature. These devices are not intended for neurovascular use.

CONTRAINDICATIONS: None known.

WARNING: Compatibility with Magnetic Resonance Imaging (MRI) has not been established, and the degree of imaging distortion resulting from the coils has not been measured.

ADVERSE EVENTS: Complications related to catheterization (e.g., hematoma at the site of entry, clot formation at the tip of the catheter and subsequent dislodgement, nerve and vessel dissection or perforation) pain, hemorrhage, infection necessitating medical intervention, foreign body reactions necessitating medical intervention, emboli, ischemia, vasospasm, tissue necrosis, undesirable clot formation of the vasculature, claudication, recanalization, death, temporary neurological deficit. Prior to use, please see the complete "Directions for Use" for more information on Indications, Contraindications, Warnings, Precautions, Adverse Events, and Operator's instructions.

Interlock and Fibered IDC are registered or unregistered trademarks of Boston Scientific Corporation or its affiliates. All other trademarks are property of their respective owners.

**Boston
Scientific**

Advancing science for life™

Peripheral Interventions

One Boston Scientific Place
Natick, MA 01760-1537 USA

www.bostonscientific.com

To order product or for more information
contact customer service at 1.888.272.1001.

© 2014 Boston Scientific Corporation
or its affiliates. All rights reserved.

PI-181206-AB MAR2014