

SpaceOAR™ Hydrogel Media Fact Sheet

About Prostate Cancer

Develops in the prostate: a small gland in the male reproductive system that supplies seminal fluid¹


Second most commonly diagnosed cancer in American men (behind skin cancer)^{*2}

39% of men aged 55-69 in the U.S. from 2005-2018 received a prostate-specific antigen (PSA) test within the past year^{*3}

More than 3.1 million people in the U.S. who have been diagnosed with prostate cancer at some point are still alive today²

Signs of Prostate Cancer⁴

Prostate cancer may be asymptomatic and hard to self-detect, but signs can include:



Difficulty with and/or increased frequency of urination



Difficulty emptying the bladder completely



Weak or interrupted flow



Pain while urinating or ejaculating and/or blood in the urine or semen



Pain in the back, hips or pelvis that doesn't go away

Treatment Options and Their Side Effects

Prostate cancer can be treated through several options, including surgery, medication and/or radiation:⁵



Radical Prostatectomy⁶

A common surgical procedure in which the entire prostate is removed along with the surrounding tissue

Potential side effects may include bleeding, blood clots in legs or lungs and/or damage to nearby organs



Hormone Therapy⁷

A therapy whose goal is to reduce the levels of male hormones to stop them from fueling prostate cancer cells

Potential side effects may include erectile dysfunction, loss of muscle mass and/or heart problems



Radiation Therapy⁸

The use of high energy rays or particles to destroy cancer cells

Potential side effects may include issues with urinary, sexual and bowel functions⁹

About Radiation Therapy and Its Side Effects

- Each year, more than **60,000** men opt for radiation therapy to treat prostate cancer^{*10}
- Radiation therapy has contributed to a relative **five-year** survival rate of **98%**¹¹
- Radiation aims to kill cancer cells while avoiding damage to surrounding healthy tissue¹⁰
- However, radiation can cause damage to the rectum due to its proximity to the prostate, potentially creating issues with urinary, sexual and bowel functions, such as:⁹

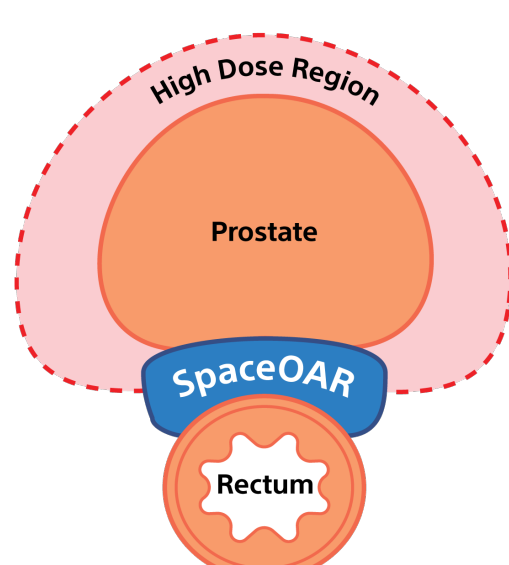
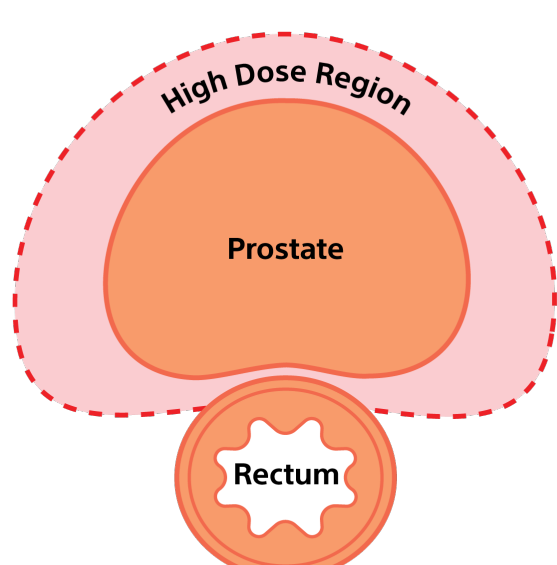
Bowel dysfunction, including diarrhea, painful bowel movements and rectal bleeding⁹

Urinary dysfunction, including the need to urinate more often, difficult or painful urination, or blood in the urine⁹

Sexual dysfunction, including diminished erectile function or decrease in the volume of semen⁹

What is SpaceOAR Hydrogel and How Does it Work?

- SpaceOAR Hydrogel is an absorbable polyethylene glycol (PEG)-based hydrogel that temporarily creates space between the prostate and rectum, designed to reduce radiation dose to the rectum to help minimize the side effects of radiation therapy¹²
- The hydrogel is mostly water and PEG, a compound used in many implants, and naturally leaves the body after approximately six months¹²
- SpaceOAR Hydrogel is designed to minimize the potential side effects of radiation on urinary, sexual and bowel function¹³



How Can Individuals With Prostate Cancer Get SpaceOAR Hydrogel?

- Patients with prostate cancer should talk to their doctor about SpaceOAR Hydrogel prior to starting radiation therapy
- A healthcare professional can implant SpaceOAR Hydrogel in a minimally invasive outpatient procedure in an office, hospital, clinic or surgery center¹²

Is SpaceOAR Hydrogel Covered by Insurance?

- SpaceOAR Hydrogel is considered a covered benefit by Medicare and most private insurance. The Boston Scientific Benefits Verification and Pre-Authorization Center is available to help verify a patient's coverage prior to scheduling the procedure^{**}

What Research Has Been Done?

- Clinical data have demonstrated the benefits of SpaceOAR Hydrogel, including a reduction in rectal toxicity, which can result in maintained bowel function and higher quality of life outcomes^{14,15}

Where is SpaceOAR Hydrogel Available?

- SpaceOAR Hydrogel is used in many leading cancer centers, and may improve quality of life for prostate cancer patients^{12,14,15}
- SpaceOAR Hydrogel received clearance from the FDA in 2015

What Are the Potential Risks?¹²

SpaceOAR Hydrogel is intended to temporarily move the rectal wall away from the prostate during the course of radiotherapy treatment for prostate cancer, and in creating this space it is the intent of SpaceOAR Hydrogel to reduce the radiation dose affecting the rectum.

SpaceOAR Hydrogel contains polyethylene glycol (PEG). As with any medical treatment, there are some risks involved with the use of SpaceOAR Hydrogel. Potential complications associated with SpaceOAR Hydrogel include, but are not limited to: pain associated with injection, pain or discomfort from the hydrogel, site inflammation, infection (including abscess), inability to urinate, urgent need to urinate, constipation, rectal muscle spasm, damage to lining of rectum, ulcers, fistula (a hole between rectum and bladder, urethra, or skin below the scrotum), perforation (hole in prostate, bladder, urethra, rectum), necrosis (dead tissue), allergic reaction (local reaction or more severe reaction, such as anaphylaxis), embolism (blood vessel blockage is possible and may happen outside of the pelvis, potentially impacting vital organs or legs), fainting, and bleeding. Please talk to your doctor about the risks and benefits related to using SpaceOAR Hydrogel. If one or more of these complications occur, you may need medical treatment or surgery. URO-1288805-AA

Results from case studies are not necessarily predictive of results in other cases. Results in other cases may vary.

Content of this brochure is for Information Purposes only and does not constitute medical advice. Boston Scientific strongly recommends that you consult with your physician on all matters pertaining to your health or to address any questions.

*Studies referenced are binary. For more information on prostate cancer in the trans community, visit: <https://prostatecanceruk.org/prostate-information-are-you-at-risk/trans-women-and-prostate-cancer>

**It is the responsibility of the provider to confirm specific payer coverage and reimbursement.

References

1. Prostate Cancer Foundation. Prostate Gland. Available at: <https://www.pcf.org/about-prostate-cancer/what-is-prostate-cancer/prostate-gland/>. Accessed December 2021.
2. American Cancer Society. Key Statistics for Prostate Cancer. Available at: <https://www.cancer.org/cancer/prostate-cancer/about/key-statistics.html>. Accessed December 2021.
3. National Cancer Institute. Prostate Cancer Screening. Available at: https://progressreport.cancer.gov/detection/prostate_cancer. Accessed December 2021.
4. Centers for Disease Control and Prevention. What Are the Symptoms of Prostate Cancer? Available at: https://www.cdc.gov/cancer/prostate/basic_info/symptoms.htm. Accessed December 2021.
5. American Cancer Society. Treating Prostate Cancer. Available at: <https://www.cancer.org/cancer/prostate-cancer/treating.html>. Accessed December 2021.
6. American Cancer Society. Surgery for Prostate Cancer. Available at: <https://www.cancer.org/cancer/prostate-cancer/treating/surgery.html>. Accessed March 2022.
7. American Cancer Society. Hormone Therapy for Prostate Cancer. Available at: <https://www.cancer.org/cancer/prostate-cancer/treating/hormone-therapy.html>. Accessed March 2022.
8. American Cancer Society. How Radiation Therapy Is Used to Treat Cancer. Available at: <https://www.cancer.org/treatment/treatments-and-side-effects/treatment-types/radiation/basics.html>. Accessed March 2022.
9. Mayo Clinic. External Beam Radiation for Prostate Cancer. Available at: <https://www.mayoclinic.org/tests-procedures/external-beam-radiation-for-prostate-cancer/about/pac-20384743>. Accessed December 2021.
10. Prostate Cancer Foundation. Treatment for Prostate Cancer: External-Beam Radiation Therapy. Available at: <https://www.pcf.org/c/treatment-for-prostate-cancer-external-beam-radiation-therapy/#:~:text=If%20you%20have%20localized%20prostate,the%20cure%20rates%20%20are%20>. Accessed December 2021.
11. American Cancer Society. Survival Rates for Prostate Cancer. Available at: <https://www.cancer.org/cancer/prostate-cancer/detection-diagnosis-staging/survival-rates.html>. Accessed February 2022.
12. Data on file with Boston Scientific.
13. Mariados N, Sylvester J, Shah D, et al. Hydrogel Spacer Prospective Multicenter Randomized Controlled Pivotal Trial: Dosimetry and Clinical Effects of Perirectal Spacer Application in Men Undergoing Prostate Image Guided Intensity Modulated Radiation Therapy. *Int J Radiat Oncol Biol Phys.* 2015;92(5):971-977.
14. Hamstra DA, Mariados N, Sylvester J, et al. Sexual quality of life following prostate intensity modulated radiation therapy (IMRT) with a rectal/prostate spacer: Secondary analysis of a phase 3 trial. *Pract Radiat Oncol.* Jan–Feb 2018;8(1):e7-e15.
15. Hamstra DA, Mariados N, Sylvester J, et al. Continued benefit to rectal separation for prostate radiation therapy: Final results of a phase III trial. *Int J Radiat Oncol Biol Phys.* 2017 Apr 1;97(5):976-85.

CAUTION: U.S. Federal law restricts this device to sale by or on the order of a physician.

All images are the property of Boston Scientific. All trademarks are the property of their respective owners.

©2022 Boston Scientific Corporation or its affiliates. All rights reserved. URO-1248714-AA MAY 2022