

2019

# Rhythm Management Product Performance Report

Q3 Edition

RESONATE™  
FAMILY OF ICDs AND CRT-Ds



Emblem™ MRI S-ICD  
System



ACUITY™ X4  
Quadripolar LV Lead



Boston Scientific Quality  
Pledge:

I improve the  
quality of  
patient care  
and all things  
Boston Scientific

## Advancing Science for Life.

Boston Scientific is committed to helping patients live healthier, longer lives. As part of that commitment, we provide detailed product performance data, which are accurate, transparent, and of clinical interest.

Boston Scientific Rhythm Management provides performance data for pulse generators and leads that meets or exceeds the 2014 revision of ISO 5841-2: 2014 (E), the AdvaMed Industry Guidance for Uniform Reporting of Clinical Performance. The performance data also addresses recommendations from the Heart Rhythm Society Task Force.

The Q3 2019 report includes data through July 10, 2019. This report provides a comprehensive presentation of rhythm management product performance data available to us, including:

- ✓ U.S. lead and pulse generator survival probability
- ✓ Worldwide malfunction counts and patterns
- ✓ Worldwide malfunctions during an implant procedure
- ✓ Acute (first month) lead observations
- ✓ Chronic (after first month) lead complications
- ✓ Reasons for out of service
- ✓ Return rates

Your feedback is always welcome and plays a vital role in our effort to continuously improve our products and services, advancing science to transform the lives of our patients.

Sincerely,

Renold J. Russie  
Vice President, Quality Assurance

## Medical Review Board

**Ronald D. Berger, M.D., PhD**

Professor of Medicine  
Johns Hopkins University

**Stephen R. Shorofsky, M.D., PhD**

Professor of Medicine  
University of Maryland, School of Medicine

**Bruce S. Stambler, M.D.**

Director, Cardiac Arrhythmia Research and Education  
Piedmont Heart Institute, Atlanta, GA

## Boston Scientific Reviewers

**Renold Russie**

Vice President, Quality Assurance

**Olaf Hedrich, M.D.**

Vice President of Medical Safety

**Ingrid Matte**

Director, Post-Market Quality Assurance

**Sarah Jacobson, M.S.**

Manager, Post Market Quality Assurance

## Editor

**Steven Brillhart**

Senior Quality Engineer

# Statistical Methodology

## What Is Device Survival Probability?

Medical journals have traditionally used patient survival probability to display information on treatment option effectiveness. In the report, **pulse generator and lead** survival probabilities convey information about long-term performance of implantable cardiac rhythm management products.

Device survival probability shows the percentage of implanted devices that remain implanted and in service at various points in a product's service life, in the absence of competing risks, such as natural mortality or voluntary explants. Conceptually, a pulse generator of high reliability and large battery capacity or low current drain remains near 100% survival until eventually, normal battery depletion begins to cause significant numbers of devices to be removed, and the device survival probability drops rapidly. For example, a device survival probability of 99% indicates that within the stated implant duration, the pulse generator had a 1% risk of removal for battery depletion or for incurring a malfunction that required replacement. Survival probabilities are provided with and without normal battery depletions, depicted as "Battery Depletions and Malfunctions" and "Malfunctions Only," respectively.

Boston Scientific estimates survival probability in compliance with the 2014 revision of international standard ISO 5841-2: 2014 (E). Survival probability is calculated at a given time by separately estimating the probability of surviving each interval and multiplying the survival probabilities of all intervals through which a device has passed. To estimate the probability of surviving any interval, the number of units that successfully functioned during the interval is divided by the number of units exposed to malfunction/depletion during the interval. The number of units exposed is calculated using the actuarial method, where device suspensions in an interval are distributed uniformly across the interval. Reasons for device suspension from survival probability statistics are detailed in the report section entitled U.S. Reason for Out of Service.

## Inclusion Criteria for Pulse Generator and Lead Survival Probability Datasets

Pulse generator survival probability is reported for U.S. implanted devices in product families that meet inclusion criteria described below. Lead survival probability is reported for the U.S. Registered Implant population for product families that meet inclusion criteria described below.

To be included in survival probability statistics, a device must first be successfully implanted (defined in this report as occurring upon pocket closure). Prophylactic device removals are tracked as part of the active population up until the time the device is removed from service; devices removed prophylactically and are not identified as malfunctions at the time of explant do not contribute to a reduction in survival probability. Reasons for device explant or out of service, if known, are provided in this report for each pulse generator product/product grouping.

Survival probabilities are based on devices registered as implanted in the U.S. Privacy laws in many other geographies preclude manufacturers from obtaining specific patient implant and explant information, thus device survival probabilities cannot be constructed from these data. Boston Scientific considers U.S. experience representative of worldwide performance. The Malfunction Details for leads and pulse generators reflect worldwide malfunctions, inclusive of U.S. data.

Criteria for inclusion of product families in this report are in compliance with the *AdvaMed Industry Guidance for Uniform Reporting of Clinical Performance of Pulse Generators and Leads*. Survival estimates are provided for product families once they have at least 10,000 cumulative U.S. implant

months. The minimum interval sample size is 200 U.S. implanted units. Pulse generator product families with fewer than 500 total remaining estimated active U.S. devices are not included in this report. Lead product families that received original U.S. market release approval twenty or more years ago are not included in this report.

Estimated Longevity information is provided for pulse generator products in the U.S. Survival Probability - Battery Depletions and Malfunctions graphs, depicted as a blue bar on the x axis for Years Implanted. The estimated longevity values from the Instructions for Use for each product family are used to construct the blue longevity bars on their U.S. Survival Probability graph. They represent the range of estimated longevity based on a variety of programmed settings and therapy usage.

Survival probability data are presented in tabular and graphical formats online at [www.bostonscientific.com/ppr](http://www.bostonscientific.com/ppr). Not all products may be approved for use in all geographies, as product approval is geography specific.

Worldwide distribution, U.S. registered implant, and U.S. estimated active implant numbers have been rounded to provide population size context.

To convey implant experience for a product family, U.S. approval dates are provided. The U.S. approval date listed is the earliest date Boston Scientific received approval for one or more of the models in the family.

### **Survival Probability – Battery Depletions and Malfunctions (Pulse Generators)**

Reduction in survival probability for **pulse generators** is due to:

- Devices removed for normal battery depletion
- Device malfunctions occurring while implanted, as confirmed by returned product analysis

### **Survival Probability – Malfunctions Only (Pulse Generators)**

Reduction in survival probability for **pulse generators** is due only to:

- Device malfunctions occurring while implanted, as confirmed by returned product analysis; premature battery depletions are considered device malfunctions.

In this case, normal battery depletions do not contribute to the reduction in survival probability; rather, reduction in survival probability is due only to confirmed pulse generator malfunctions. Furthermore, unconfirmed reports of premature battery depletions do not reduce “Malfunctions Only” survival probability. Put another way, this information depicts the percentage of confirmed malfunction-free devices remaining in service at various intervals in the product's service life, based on returned product analysis.

### **Survival Probability — Complications and Malfunctions (Leads)**

The 2014 version of ISO 5841-2: 2014(E) outlines a methodology for lead survival probability inclusion. Boston Scientific has applied this methodology for survival probability to all lead families implanted as of May 2009 and forward. Worldwide malfunctions are not included for previous lead families.

Reduction in survival probability is due to:

- Leads and lead segments returned for analysis and determined to be non-compliant in form, fit, or function at any time while implanted
- Leads removed from service with reported complications 30 days or more post-implant, whether returned or not. See the Chronic Lead Complications Table in this report for the observations which are included.

### **Further Adjustments for Device and Lead Survival**

Because underreporting of patient deaths unrelated to device function would result in overestimation of pulse generator or lead survival by overstating the number of devices in service, Boston Scientific addresses this underreporting in two ways. First, regular updates are obtained from the Social Security Administration about deceased persons and compared to Boston Scientific patient data to identify patients who have died but whose deaths had not been reported to Boston Scientific. Second, Boston Scientific uses 10% annual patient mortality as a baseline and adjusts reported patient deaths in any interval for which reports are less than the baseline rate. No adjustment is applied to account for underreporting of malfunctions, as the rate of underreporting is unknown.

Boston Scientific does not make statistical adjustments to account for underreporting of battery depletion. However, as mentioned earlier, Boston Scientific includes non-returned devices removed from service for battery depletion with no associated complaint as normal battery depletions.

### **Categorization of Malfunctions for Survival Probability Reporting**

Malfunctions represent pulse generators and leads removed from service and confirmed through laboratory analysis to have operated outside the specified performance limits established by Boston Scientific while implanted and in service. Device damage occurring during or after explant, or caused by external factors including those warned against in product labeling (such as ionizing therapeutic radiation), are not reported as device malfunctions in survival data. Damage to a pulse generator caused by a lead malfunction is reported as a lead malfunction. Malfunctions are further classified according to their impact on therapy, as follows:

- **Malfunction With Compromised Therapy —**

The condition when a device is confirmed through laboratory analysis to have malfunctioned in a manner that compromised pacing or defibrillation therapy (including complete loss or partial degradation) while implanted and in service.

Examples include (but are not limited to): sudden loss of battery voltage; accelerated current drain such that low battery was not detected before loss of therapy; sudden malfunction during defibrillation therapy resulting in aborted therapy delivery; intermittent malfunction in which therapy is compromised while in the malfunction state.

- **Malfunction Without Compromised Therapy —**

The condition when a device is confirmed through laboratory analysis to have malfunctioned in a manner that did not compromise pacing or defibrillation therapy while implanted and in service. Malfunctions in which critical patient-protective pacing and defibrillation therapies remain available are included here.

Examples include (but are not limited to): error affecting diagnostic functions, telemetry function, data storage; malfunction of a component that causes the battery to lose power quickly enough to result in premature battery depletion, but slowly enough that the condition is detected through normal follow-up before therapy is lost; mechanical problems with connector header that do not affect therapy.

### **Categorization of Normal Battery Depletion for Survival Probability Reporting**

Per the AdvaMed *Industry Guidance for Uniform Reporting of Clinical Performance of Pulse Generators and Leads*, **Normal Battery Depletion** is defined as the condition when:

- a) A device is returned with no associated complaint and the device has reached its elective replacement indicator(s) with implant time that meets or exceeds the nominal (50 percentile) predicted longevity at default (labeled) settings, or
- b) A device is returned and the device has reached its elective replacement indicator(s) with implant time exceeding 75% of the expected longevity using actual device settings and therapeutic use.

Boston Scientific includes within this count both returned *and non-returned* devices removed from service for battery depletion with no associated complaint. In conformance with the AdvaMed guidance document, Boston Scientific performs battery usage analysis, including battery status verification, on all devices returned without a complaint. We continue to include non-returned devices reported by our customers as being removed from service due to normal battery depletion within this count.

### **Boston Scientific CRM's Corrective and Preventive Actions (CAPA) System**

Boston Scientific strives to provide implantable devices of high quality and reliability. However, these devices are not perfect and may exhibit malfunctions at a low rate of occurrence. Device performance information is received from many sources through various channels. Boston Scientific monitors information from many sources including suppliers, testing, manufacturing and field performance to identify opportunities for improvement.

When a device is returned to Boston Scientific, laboratory technicians and engineers assess overall device function and perform analysis using specific tests related to the clinical observation(s). Test results are compared to original manufacturing records and design intent. Clinical observations are added to laboratory findings to help determine cause of the clinical observation(s). Each discrete event is then compared to other similar-appearing events. If a pattern is detected, actions are taken to identify a common root cause, and improvements intended to improve product reliability and/or performance may be implemented. Observations from supplier data and internal manufacturing operations also lead to opportunities for improvement. Improvements, when made, may include design changes in existing or subsequent generations, manufacturing and supplier process modifications, software updates, educational communications, and/or labeling changes as examples. Improvement implementation may vary by geography due to various factors including regulatory review timing. They may not be applied to every product susceptible to the malfunction pattern and may not mitigate or eliminate the potential for additional malfunctions. In cases where an improvement is made to an approved product line, devices made without the improvement may continue to be distributed where such products meet our high reliability and performance standards, particularly when changes are incremental and in accordance with our overall philosophy of continuous product improvement.

Improvements are closely monitored for effectiveness. Boston Scientific informs regulatory bodies of each significant event that poses potential risk to patient health to meet regulatory obligations, and shares returned product investigation findings with physicians. The malfunction details section for pulse generators and leads includes a summary of these findings.

In summary, thorough investigation of internal and external data coupled with low trigger levels for improvements creates a continuous product improvement system that is very responsive to patient and physician needs. Boston Scientific is committed to sharing an accurate picture of product performance and addressing identified opportunities for improvement in a timely fashion for our customers.



# Malfunction Details: Overview

Boston Scientific CRM pursues product quality and reliability with a passion. We therefore continuously monitor product performance to make improvements whenever possible. Worldwide Malfunction tables provide a count and description of malfunctions associated with the majority of actively in-service Boston Scientific products. Information presented is based on malfunctions reported to and analyzed by Boston Scientific. Each table contains malfunction counts listed by category, pattern and therapy availability.

## Category

Malfunctions are categorized by the nature of their root cause. For example, a malfunction due to the software within a pulse generator is listed in the Software category. There are four pulse generator malfunction categories and four malfunction categories for leads (described below).

## Patterns

Patients and physicians have asked for more access to Quality System details; therefore, we provide information on patterns of product performance. Patterns listed are informational and do not represent actions that need to be taken. Boston Scientific is committed to direct communication when predicted product performance fails to achieve design or performance expectations or when actions may be taken to improve patient outcomes. Malfunctions associated with product advisories are denoted. Refer to the Product Advisories section for more information.

Each pattern description includes:

- **Clinical Manifestation and Root Cause** – Malfunctions for each product are characterized according to root cause. Descriptions provide clinical observations and/or analysis findings associated with each malfunction pattern listed in this report. Malfunctions listed within “Other” either do not yet have an identified root cause, or are related to a proprietary product feature, such as connectors or seal rings.
- **Improvement Implementation** – All of the patterns listed are thoroughly investigated and analyzed. As part of Boston Scientific's process of continuous improvement, when possible, improvements have been or will be implemented in response to identified malfunction patterns. Improvements may include product design changes in existing or subsequent generations, manufacturing process modifications, software updates, educational communications or labeling changes. Improvement implementation may vary by geography due to various factors, including regulatory review timing. They may not be applied to every product susceptible to the malfunction pattern, and may not completely mitigate or eliminate the potential for additional malfunctions.

Pattern information in this report is dynamic. Pattern names, superscript number assignments and descriptions may all change from quarter to quarter; as Boston Scientific's investigations progress and improvements are implemented, updated information is provided.

## Therapy Availability

Malfunctions are further classified according to their impact on therapy, as follows:

- **Malfunction With Compromised Therapy** – The condition when a device is confirmed through laboratory analysis to have malfunctioned in a manner that compromised pacing or defibrillation therapy (including complete loss or partial degradation) while implanted and in service. Examples include (but are not limited to): sudden loss of battery voltage; accelerated current drain such that low battery was not detected before loss of therapy; sudden malfunction during defibrillation therapy resulting in aborted therapy delivery; intermittent malfunction in which therapy is compromised while in the malfunction state.
- **Malfunction Without Compromised Therapy** – The condition when a device is confirmed through laboratory analysis to have malfunctioned in a manner that did not compromise pacing or defibrillation therapy while implanted and in service. Malfunctions in which critical patient-protective pacing and defibrillation therapies remain available are included here. Examples include (but are not limited to): error affecting diagnostic functions, telemetry function, data storage; malfunction of a component that causes the battery to lose power quickly enough to result in premature battery depletion, but slowly enough that the condition is detected through normal follow-up before therapy is lost; mechanical problems with connector header that do not affect therapy.

## Pulse Generator Malfunctions

Pulse generator malfunctions represent devices removed from service and confirmed through laboratory analysis to have operated outside the performance limits established by Boston Scientific while implanted and in service. Device damage occurring during or after explant, or caused by external factors including those warned against in product labeling (e.g. therapeutic radiation), are not considered device malfunctions. Damage to a pulse generator caused by a lead malfunction is reported as a lead malfunction.

## Lead Confirmed Malfunctions

Lead confirmed malfunctions represent leads removed from service and confirmed through laboratory analysis to have operated outside the performance limits established by Boston Scientific while implanted and in service. The Boston Scientific Product Performance Report is in compliance with the 2014 version of ISO 5841-2: 2 (E), Reporting of Clinical Performance of Populations of Pulse Generators or Leads. This version categorizes leads with reported complications which are taken out of service and returned, but for which no malfunction can be confirmed, as Chronic Lead Complications. This methodology also addresses the Recommendations from the Heart Rhythm Society Task Force on Lead Performance Policies and Guidelines.

# Supporting Greater Return of Explanted Devices

The Heart Rhythm Society (HRS) Task Force on Device Performance Policies and Guidelines stated that knowledge, confidence, and trust in cardiac rhythm management devices can be strengthened through enhancing systems that increase the return of devices to the manufacturer. Boston Scientific CRM shares in this belief and supports the HRS-specified actions geared toward achieving the goal of greater device return to the manufacturer, including post-mortem device interrogation, explantation and return to the manufacturer.<sup>1</sup> Approximately 60% of ICD, CRT-D, and PM pulse generators are returned for analysis.

## Help Us Provide You With More Complete Product Performance Data

### **Reporting Adverse Events**

The data in this report reflect Boston Scientific's understanding of product performance. We acknowledge that there is underreporting. If you have product performance observations to report, please contact your local Boston Scientific sales representative or Boston Scientific's Technical Services department at:

United States: Phone 1.800.CARDIAC (1.800.227.3422) or 1.651.582.2698.

International: Please refer to the Country Offices List for local contact information.

E-mail: [crmevent@bsci.com](mailto:crmevent@bsci.com)

### **Returning Products to Boston Scientific**

Boston Scientific provides a Returned Products Kit (Model 6499) that includes proper forms, shipping/packaging (biohazard bags), and a prepaid shipping label. It can be ordered at no charge through Boston Scientific's Customer Service department at 1.800.CARDIAC (1.800.227.3422) or 1.651.582.2698, or you can order a Returned Products Kit online at [www.bostonscientific.com/ppr](http://www.bostonscientific.com/ppr).

<sup>1</sup>Carlson et al. Recommendations from the Heart Rhythm Society Task Force. Heart Rhythm. October 2006; 3(special issue):1251 — 1252.




# RESONATE/MOMENTUM/CHARISMA/VIGILANT CRT-D

Models: G124/G125/G126/G128/G138/G224/G225/G228/G237/G247/G248/G324/G325/G347/G348/  
G424/G425/G426/G428/G437/G447/G448/G524/G525/G526/G528/G537/G547/G548

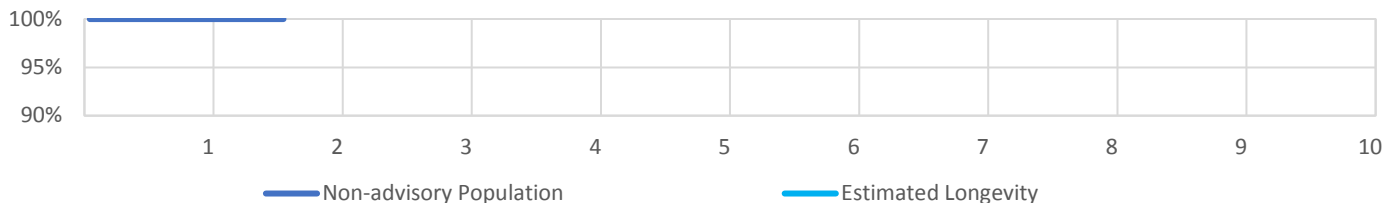
## US Summary

US Registered Implants:	14,000	US Normal Battery Depletions:	-
US Approval Date:	September 2017	US Malfunctions:	1
US Estimated Active Implants:	14,000	Without Compromised Therapy:	1
		With Compromised Therapy:	-

## Battery Depletions and Malfunctions



## Malfunctions Only



## US Survival Probability

Year		1	2	3	4	5	6	7	8	9	10
Non-Advisory Population	Depletions and Malfunctions	100.0%	100.0%	--	--	--	--	--	--	--	--
Registered Implants:	Malfunctions Only	100.0%	100.0%	--	--	--	--	--	--	--	--
14,000	Effective Sample Size	3446	276	--	--	--	--	--	--	--	--

@ 20 months

# RESONATE/MOMENTUM/CHARISMA/VIGILANT CRT-D

Models: G124/G125/G126/G128/G138/G224/G225/G228/G237/G247/G248/G324/G325/G347/  
G348/G424/G425/G426/G428/G437/G447/G448/G524/G525/G526/G528/G537/G547/G548

Worldwide Confirmed Malfunctions	2
Worldwide Distribution	30,000

	With Compromised Therapy	Without Compromised Therapy	Total
<b>Electrical</b>			
Integrated circuit (63)	0	1	1
<b>Software</b>			
Memory errors (51)	0	1	1
<b>Grand Total</b>	<b>0</b>	<b>2</b>	<b>2</b>

References cited in table above [\(link\)](#)

# AUTOGEN CRT-D

Models: G160/G161/G164/G166/G168/G172/G173/G175/G177/G179

Worldwide Confirmed Malfunctions		18	
Worldwide Distribution		24,000	
	With Compromised Therapy	Without Compromised Therapy	Total
<b>Electrical</b>			
High voltage circuit component (62)	0	7	7
Integrated circuit (63)	2	4	6
Low-voltage capacitor (69)	0	1	1
<b>Software</b>			
Safety Core-unintended biventricular pacing (64)	0	1	1
<b>Other</b>			
Non-patterned, other	1	2	3
<b>Grand Total</b>	<b>3</b>	<b>15</b>	<b>18</b>

References cited in table above ([link](#))

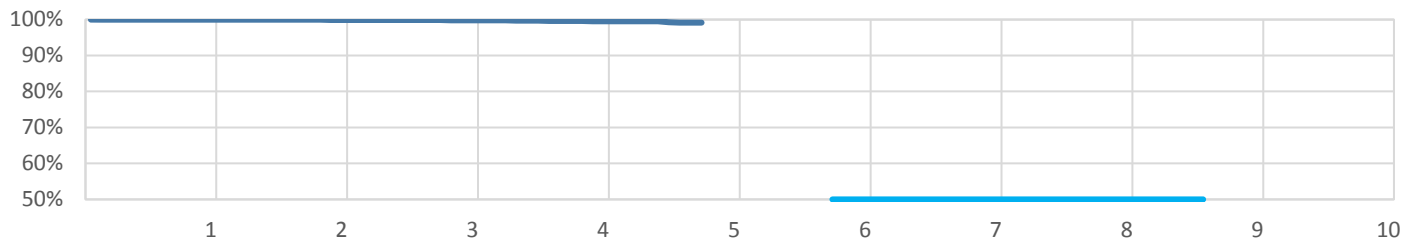
# DYNAGEN/INOGEN/ORIGEN CRT-D

Models: G050/G051/G056/G058/G140/G141/G146/G148/G150/G151/G154/G156/G158

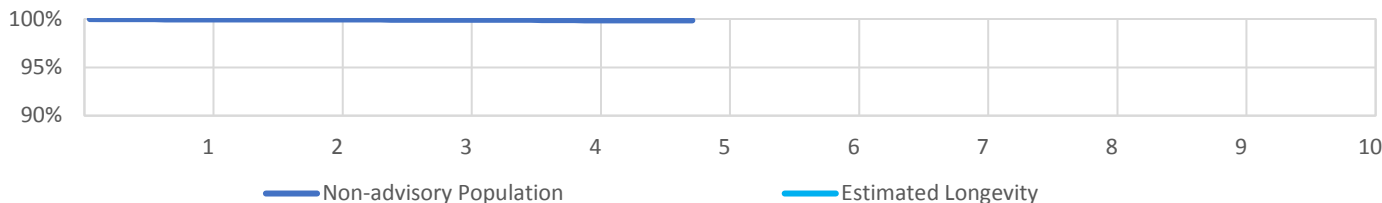
## US Summary

US Registered Implants:	62,000	US Normal Battery Depletions:	51
US Approval Date:	April 2014	US Malfunctions:	37
US Estimated Active Implants:	55,000	Without Compromised Therapy:	31
		With Compromised Therapy:	6

## Battery Depletions and Malfunctions



## Malfunctions Only



## US Survival Probability

Year		1	2	3	4	5	6	7	8	9	10
Non-Advisory Population	Depletions and Malfunctions	100.0%	99.9%	99.8%	99.5%	99.1%	--	--	--	--	--
Registered Implants:	Malfunctions Only	100.0%	99.9%	99.9%	99.9%	99.9%	--	--	--	--	--
62,000	Effective Sample Size	46467	30398	15445	4780	396	--	--	--	--	--

@ 58 months

# DYNAGEN/INOGEN/ORIGEN CRT-D

Models: G050/G051/G056/G058/G140/G141/G146/G148/G150/G151/G154/G156/G158

Worldwide Confirmed Malfunctions		57	
Worldwide Distribution		94,000	
	With Compromised Therapy	Without Compromised Therapy	Total
<b>Electrical</b>			
High voltage circuit component (62)	0	13	13
Integrated circuit (63)	2	11	13
Low-voltage capacitor (69)	0	3	3
High voltage capacitor (75)	1	0	1
<b>Software</b>			
Memory errors (51)	2	15	17
Safety Core-unintended biventricular pacing (64)	0	2	2
<b>Other</b>			
Non-patterned, other	5	3	8
<b>Grand Total</b>	<b>10</b>	<b>47</b>	<b>57</b>

References cited in table above [\(link\)](#)

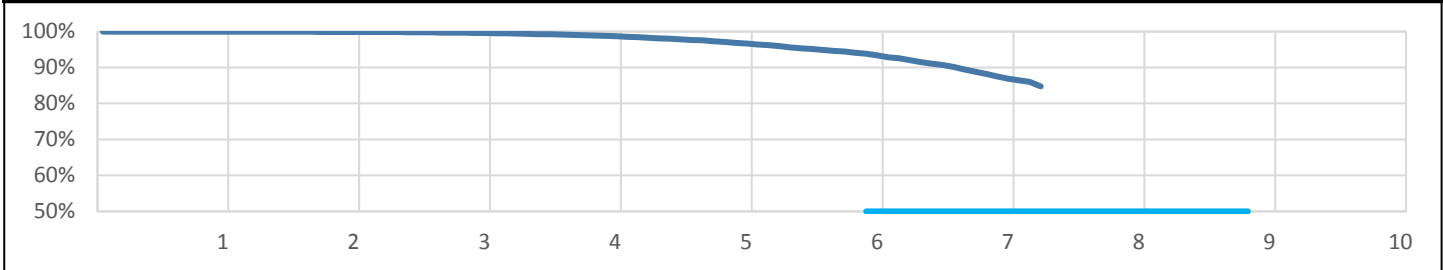


# INCEPTA/ENERGEN/PUNCTUA CRT-D

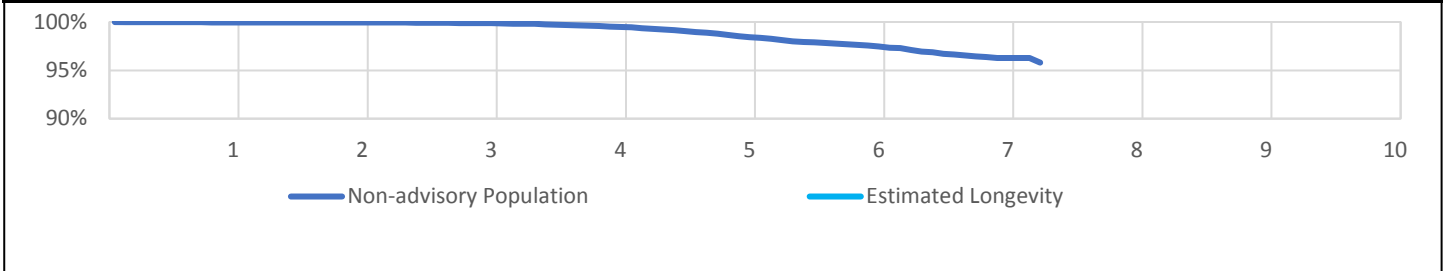
Models: N050/N051/N052/N053/N140/N141/N142/N143/N160/N161/N162/N163/N164/N165/P052/P053/P142/P143/P162/P163/P165

US Summary			
US Registered Implants:	53,000	US Normal Battery Depletions:	1,140
US Approval Date:	November 2011	US Malfunctions:	660
US Estimated Active Implants:	35,000	Without Compromised Therapy:	644
		With Compromised Therapy:	16

## Battery Depletions and Malfunctions



## Malfunctions Only



US Survival Probability											
Year		1	2	3	4	5	6	7	8	9	10
Non-Advisory Population	Depletions and Malfunctions	100.0%	99.9%	99.6%	98.8%	96.9%	93.8%	87.5%	84.8%	--	--
Registered Implants:	Malfunctions Only	100.0%	100.0%	99.9%	99.5%	98.5%	97.6%	96.3%	95.8%	--	--
53,000	Effective Sample Size	46326	41480	36853	31376	21818	10333	1975	204	--	--

@ 88 months

# INCEPTA/ENERGEN/PUNCTUA CRT-D

Models: N050/N051/N052/N053/N140/N141/N142/N143/N160/N161/N162/N163/N164/N165/  
P052/P053/P142/P143/P162/P163/P165

Worldwide Confirmed Malfunctions	1,066
Worldwide Distribution	81,000

	With Compromised Therapy	Without Compromised Therapy	Total
<b>Electrical</b>			
Safety Core-electrocautery (42)	1	5	6
High-voltage capacitor (43)	4	0	4
Low-voltage capacitors (47)	0	1	1
Integrated circuit (50)	7	2	9
Battery (53)	1	9	10
Low-voltage capacitor (54)	3	995	998
Low-voltage capacitor (69)	0	5	5
<b>Mechanical</b>			
Transformer (38)	6	0	6
<b>Software</b>			
Memory errors (51)	0	8	8
<b>Other</b>			
Non-patterned, other	5	14	19
<b>Grand Total</b>	<b>27</b>	<b>1039</b>	<b>1066</b>

References cited in table above ([link](#))

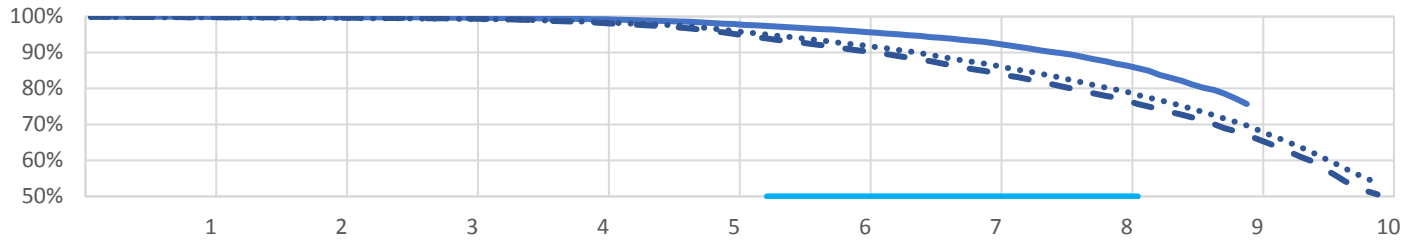
# COGNIS CRT-D

Models: N106/N107/N108/N118/N119/N120/P106/P107/P108

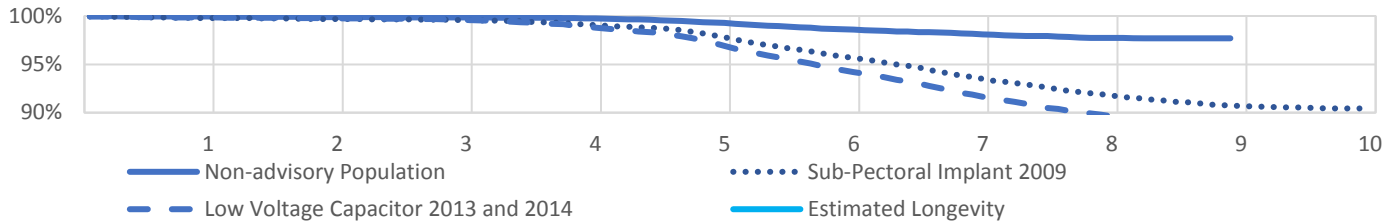
## US Summary

US Registered Implants:	75,000	US Normal Battery Depletions:	7,363
US Approval Date:	March 2008	US Malfunctions:	2,005
US Estimated Active Implants:	27,000	Without Compromised Therapy:	1,816
		With Compromised Therapy:	189

## Battery Depletions and Malfunctions



## Malfunctions Only



## US Survival Probability

	Year	1	2	3	4	5	6	7	8	9	10
Non-Advisory Population	Depletions and Malfunctions	99.9%	99.8%	99.7%	99.3%	98.0%	96.0%	92.9%	86.9%	75.7%	--
Registered Implants:	Malfunctions Only	99.9%	99.9%	99.9%	99.8%	99.3%	98.6%	98.2%	97.7%	97.7%	--
36,000	Effective Sample Size	31298	28070	25139	22421	19871	17328	14652	7472	371	--

@ 108 months

# COGNIS CRT-D

Models: N106/N107/N108/N118/N119/N120/P106/P107/P108

US Survival Probability (cont.)											
	Year	1	2	3	4	5	6	7	8	9	10
Subpectoral Implant 2009	Depletions and Malfunctions	99.8%	99.6%	99.4%	98.5%	96.3%	92.2%	86.9%	79.7%	69.7%	53.5%
Registered Implants:	Malfunctions Only	99.8%	99.7%	99.6%	99.1%	98.0%	95.8%	93.7%	91.9%	90.7%	90.4%
32,000	Effective Sample Size	27335	24231	21636	19212	16788	14312	11993	9770	7581	2725
Low Voltage Capacitor 2013 and 2014	Depletions and Malfunctions	99.8%	99.7%	99.5%	98.4%	95.6%	90.8%	84.8%	77.4%	67.1%	50.5%
Registered Implants:	Malfunctions Only	99.8%	99.8%	99.6%	98.9%	97.2%	94.4%	91.9%	89.8%	88.4%	88.0%
26,000	Effective Sample Size	22474	19953	17845	15802	13756	11620	9643	7803	5564	867

\*Devices subject to an advisory. Refer to the Advisories for more details. Devices may be part of more than one advisory.

# COGNIS CRT-D

Models: N106/N107/N108/N118/N119/N120/P106/P107/P108

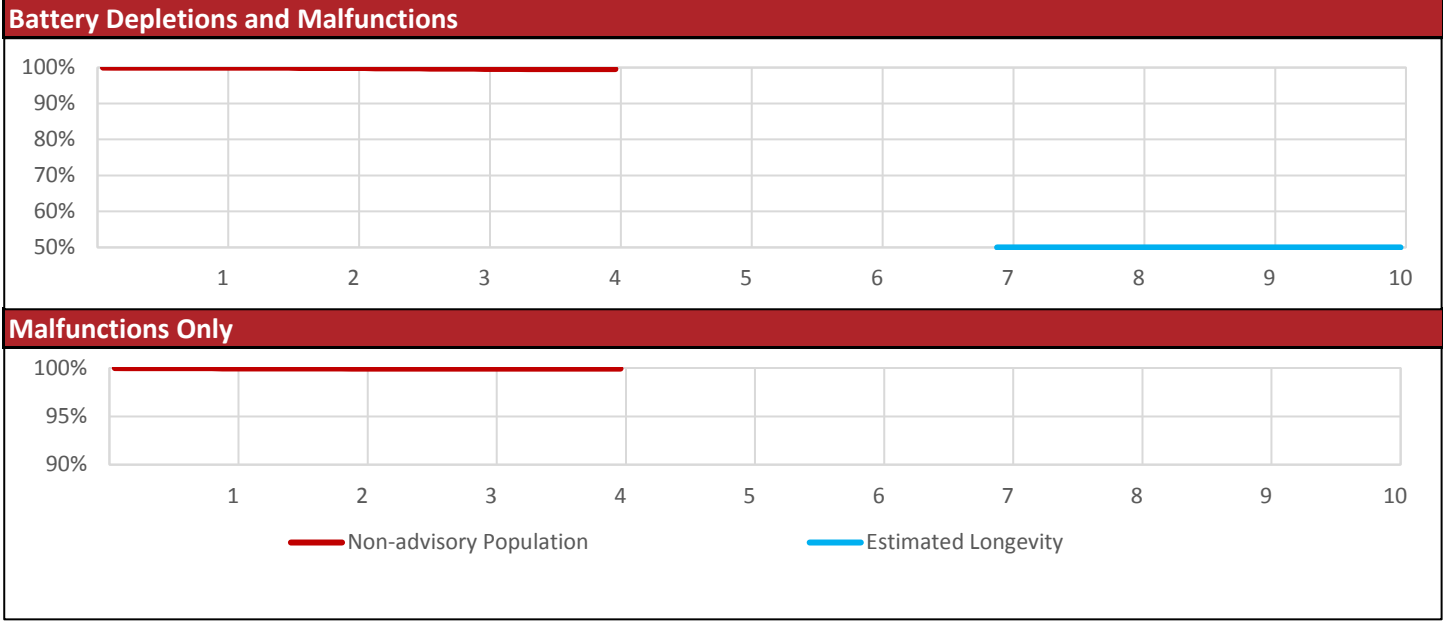
**Worldwide Confirmed Malfunctions** 2,794  
**Worldwide Distribution** 109,000

	With Compromised Therapy	Without Compromised Therapy	Total
<b>Electrical</b>			
Low Voltage Capacitor 2014 - August 29, 2013 and September 17, 2014 Voluntary Physician Advisory (3)	78	1601	1679
Safety Core-electrocautery (42)	25	54	79
High-voltage capacitor (43)	6	1	7
Low-voltage capacitors (47)	0	7	7
Integrated circuit (50)	21	8	29
High voltage circuit (52)	1	0	1
Battery (53)	7	48	55
Low-voltage capacitor (54)	11	720	731
Low-voltage capacitor (69)	0	1	1
<b>Mechanical</b>			
Transformer (38)	9	0	9
Difficulty securing lead (41)	8	8	16
Header contacts (45)	8	10	18
Subpectoral implant 2009 - December 01, 2009 Voluntary Physician Advisory (6)	47	19	66
Header (74)	25	9	34
<b>Software</b>			
Safety Core-programming (46)	0	1	1
Alert messages not displayed post-EOL (48)	0	2	2
Memory errors (51)	2	15	17
<b>Other</b>			
Non-patterned, other	10	32	42
<b>Grand Total</b>	<b>258</b>	<b>2536</b>	<b>2794</b>

# VISIONIST/VALITUDE

Models: U125/U128/U225/U226/U228

US Summary			
US Registered Implants:	24,000	US Normal Battery Depletions:	22
US Approval Date:	October 2014	US Malfunctions:	16
US Estimated Active Implants:	22,000	Without Compromised Therapy:	15
		With Compromised Therapy:	1



US Survival Probability											
	Year	1	2	3	4	5	6	7	8	9	10
Non-Advisory Population	Depletions and Malfunctions	100.0%	99.9%	99.7%	99.6%	99.6%	--	--	--	--	--
Registered Implants:	Malfunctions Only	100.0%	99.9%	99.9%	99.9%	99.9%	--	--	--	--	--
24,000	Effective Sample Size	16318	9559	3463	380	243	--	--	--	--	--

@ 49 months

# VISIONIST/VALITUDE

Models: U125/U128/U225/U226/U228

<b>Worldwide Confirmed Malfunctions</b>	<b>21</b>
<b>Worldwide Distribution</b>	<b>52,000</b>

	<b>With Compromised Therapy</b>	<b>Without Compromised Therapy</b>	<b>Total</b>
<b>Electrical</b>			
Low-voltage capacitors (47)	0	1	1
Integrated circuit (63)	1	5	6
Telemetry (68)	0	1	1
Hydrogen induced premature depletion - September 2018 (70)	0	6	6
<b>Software</b>			
Memory errors (51)	0	3	3
<b>Other</b>			
Non-patterned, other	0	4	4
<b>Grand Total</b>	<b>1</b>	<b>20</b>	<b>21</b>

References cited in table above ([link](#))

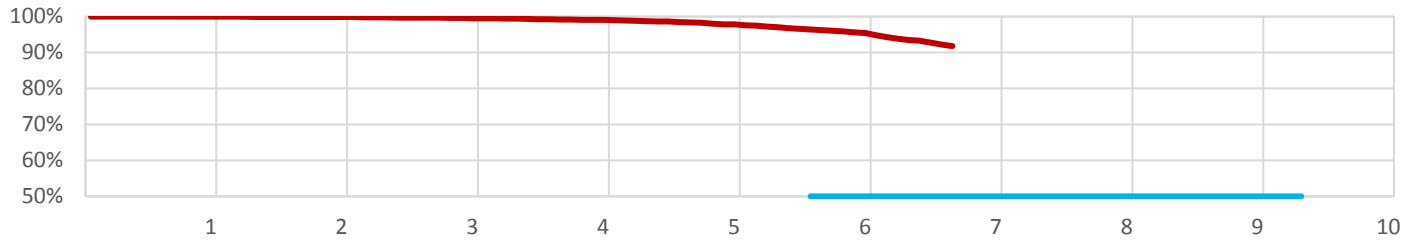
# INVIVE

Models: V172/V173/V182/V183/W172/W173


## US Summary

US Registered Implants:	8,000	US Normal Battery Depletions:	160
US Approval Date:	May 2012	US Malfunctions:	5
US Estimated Active Implants:	5,000	Without Compromised Therapy:	5
		With Compromised Therapy:	-

## Battery Depletions and Malfunctions



## Malfunctions Only



## US Survival Probability

Year		1	2	3	4	5	6	7	8	9	10
Non-Advisory Population	Depletions and Malfunctions	100.0%	99.9%	99.6%	99.1%	97.9%	95.6%	91.8%	--	--	--
Registered Implants:	Malfunctions Only	100.0%	100.0%	100.0%	100.0%	100.0%	99.8%	99.8%	--	--	--
8,000	Effective Sample Size	6724	6002	5322	4425	3131	1207	231	--	--	--

@ 81 months



# INVIVE

Models: V172/V173/V182/V183/W172/W173

<b>Worldwide Confirmed Malfunctions</b>	<b>8</b>
<b>Worldwide Distribution</b>	<b>18,000</b>

	<b>With Compromised Therapy</b>	<b>Without Compromised Therapy</b>	<b>Total</b>
<b>Electrical</b>			
Low-voltage capacitors (47)	1	0	1
<b>Software</b>			
Memory errors (51)	0	3	3
<b>Other</b>			
Non-patterned, other	1	3	4
<b>Grand Total</b>	<b>2</b>	<b>6</b>	<b>8</b>

References cited in table above ([link](#))

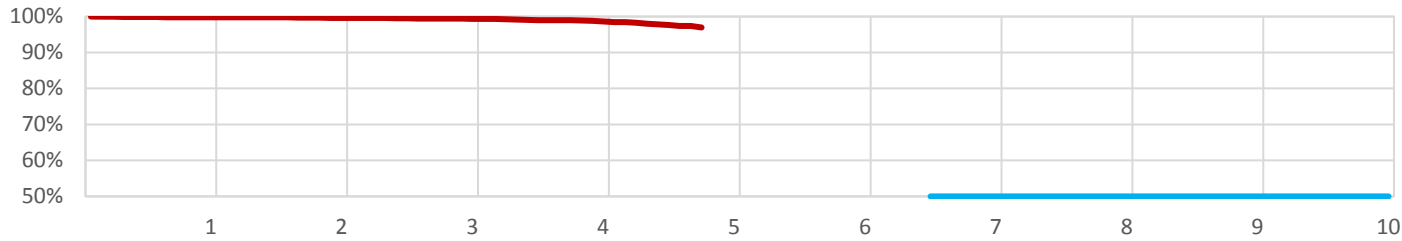
# INTUA

Models: V272/V273/V282/V283/W272/W273

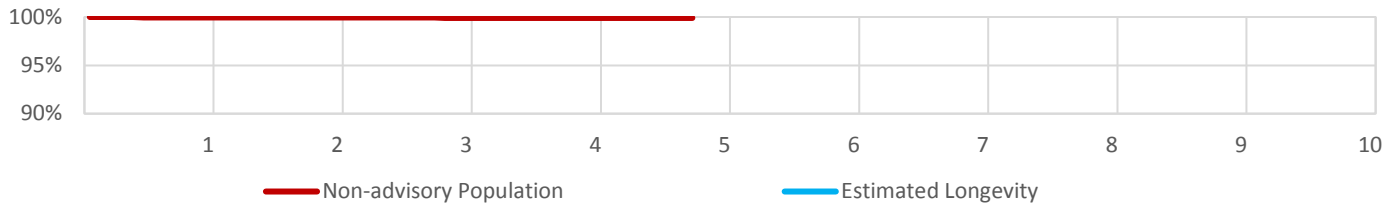
## US Summary

US Registered Implants:	3,000	US Normal Battery Depletions:	30
US Approval Date:	May 2012	US Malfunctions:	2
US Estimated Active Implants:	2,000	Without Compromised Therapy:	1
		With Compromised Therapy:	1

## Battery Depletions and Malfunctions



## Malfunctions Only



## US Survival Probability

		Year	1	2	3	4	5	6	7	8	9	10
Non-Advisory Population	Depletions and Malfunctions		99.8%	99.6%	99.4%	98.9%	97.0%	--	--	--	--	--
Registered Implants:	Malfunctions Only		100.0%	100.0%	99.9%	99.9%	99.9%	--	--	--	--	--
3,000	Effective Sample Size		2269	2007	1691	1060	240	--	--	--	--	--

@ 58 months

# INTUA

Models: V272/V273/V282/V283/W272/W273

<b>Worldwide Confirmed Malfunctions</b>	<b>2</b>
<b>Worldwide Distribution</b>	<b>3,000</b>

	<b>With Compromised Therapy</b>	<b>Without Compromised Therapy</b>	<b>Total</b>
<b>Other</b>			
Non-patterned, other	1	1	2
<b>Grand Total</b>	<b>1</b>	<b>1</b>	<b>2</b>

References cited in table above [\(link\)](#)

# CONTAK RENEWAL TR 2

Models: H140/H145

**Worldwide Confirmed Malfunctions 38**  
**Worldwide Distribution 31,000**

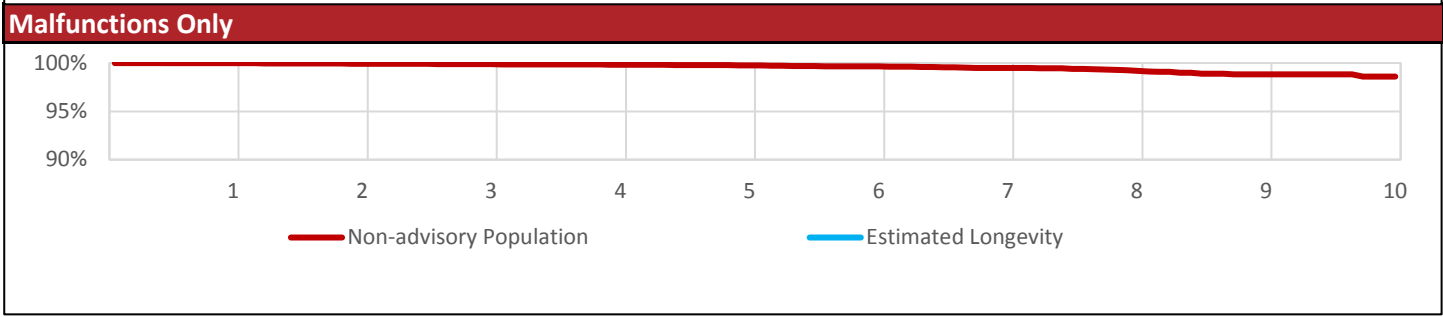
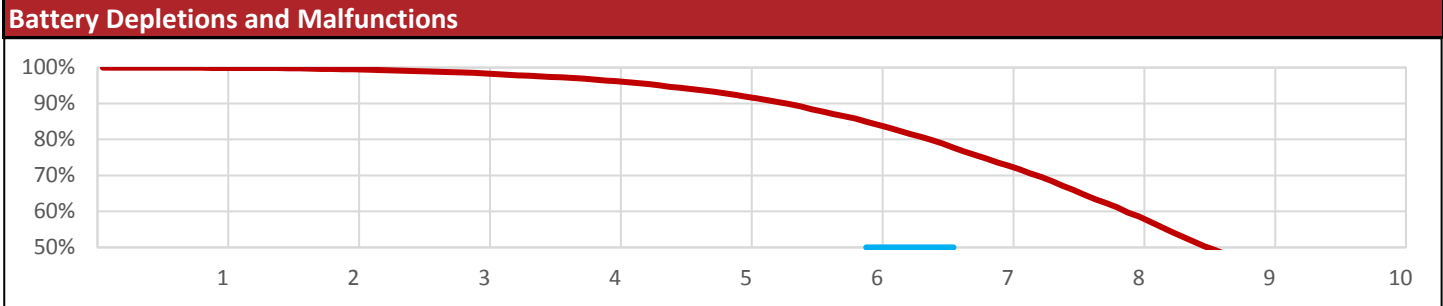
	With Compromised Therapy	Without Compromised Therapy	Total
<b>Electrical</b>			
Capacitor (15)	0	1	1
<b>Mechanical</b>			
Seal plug (19)	0	2	2
Setscrew block (25)	0	2	2
Seal plug (33)	0	1	1
<b>Software</b>			
Memory error (23)	0	1	1
Stored EGMs (28)	0	20	20
<b>Other</b>			
Non-patterned, other	1	10	11
<b>Grand Total</b>	<b>1</b>	<b>37</b>	<b>38</b>

References cited in table above [\(link\)](#)

# CONTAK RENEWAL TR

Models: H120/H125

US Summary			
US Registered Implants:	19,000	US Normal Battery Depletions:	3,860
US Approval Date:	January 2004	US Malfunctions:	67
US Estimated Active Implants:	4,000	Without Compromised Therapy:	66
		With Compromised Therapy:	1



US Survival Probability											
Year		1	2	3	4	5	6	7	8	9	10
Non-Advisory Population	Depletions and Malfunctions	99.9%	99.5%	98.5%	96.4%	92.4%	84.9%	73.6%	59.6%	44.8%	32.8%
Registered Implants:	Malfunctions Only	100.0%	99.9%	99.9%	99.8%	99.8%	99.6%	99.5%	99.2%	98.8%	98.6%
19,000	Effective Sample Size	15219	13204	11519	9987	8490	6906	5125	2937	1209	355

# CONTAK RENEWAL TR

Models: H120/H125

<b>Worldwide Confirmed Malfunctions</b>	<b>67</b>
<b>Worldwide Distribution</b>	<b>19,000</b>

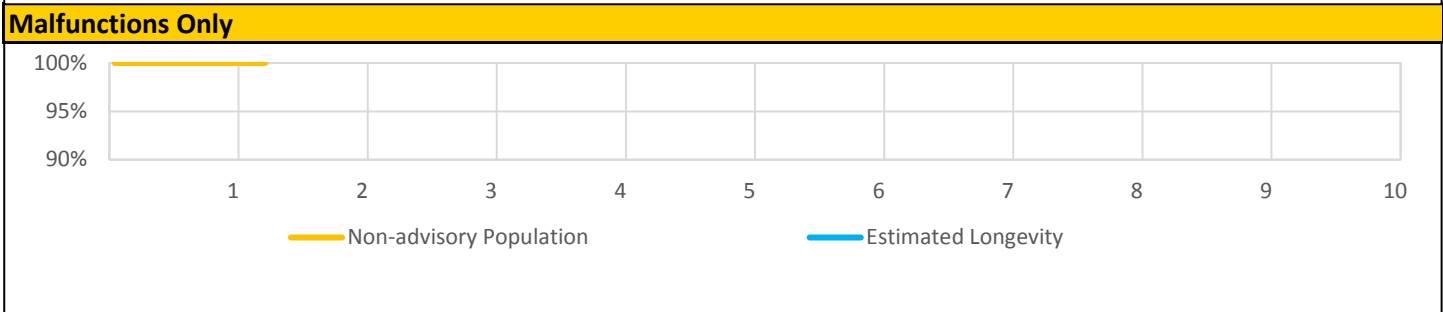

	<b>With Compromised Therapy</b>	<b>Without Compromised Therapy</b>	<b>Total</b>
<b>Electrical</b>			
Capacitor (15)	1	0	1
Low-voltage capacitor - June 23, 2006 Voluntary Physician Advisory (8)	0	1	1
<b>Mechanical</b>			
Seal plug (19)	0	5	5
<b>Software</b>			
Stored EGMs (28)	0	39	39
<b>Other</b>			
Non-patterned, other	0	13	13
Alert messages (31)	0	7	7
Magnet rate (44)	0	1	1
<b>Grand Total</b>	<b>1</b>	<b>66</b>	<b>67</b>

References cited in table above ([link](#))

# RESONATE/MOMENTUM/CHARISMA/VIGILANT ICD DR

Models: D121/D221/D233/D321/D333/D421/D433/D521/D533

US Summary			
US Registered Implants:	4,000	US Normal Battery Depletions:	1
US Approval Date:	July 2017	US Malfunctions:	-
US Estimated Active Implants:	4,000	Without Compromised Therapy:	-
		With Compromised Therapy:	-



US Survival Probability											
Year		1	2	3	4	5	6	7	8	9	10
Non-Advisory Population	Depletions and Malfunctions	100.0%	100.0%	--	--	--	--	--	--	--	--
Registered Implants:	Malfunctions Only	100.0%	100.0%	--	--	--	--	--	--	--	--
4,000	Effective Sample Size	827	241	--	--	--	--	--	--	--	--

@ 16 months

# RESONATE/MOMENTUM/CHARISMA/VIGILANT ICD DR

Models: D121/D221/D233/D321/D333/D421/D433/D521/D533

<b>Worldwide Confirmed Malfunctions</b>	<b>0</b>		
<b>Worldwide Distribution</b>	<b>11,000</b>		
	<b>With Compromised Therapy</b>	<b>Without Compromised Therapy</b>	<b>Total</b>
<b>Other</b>			
Non-patterned, other	0	0	0
<b>Grand Total</b>	<b>0</b>	<b>0</b>	<b>0</b>

References cited in table above [\(link\)](#)




# RESONATE/MOMENTUM/CHARISMA/VIGILANT ICD VR

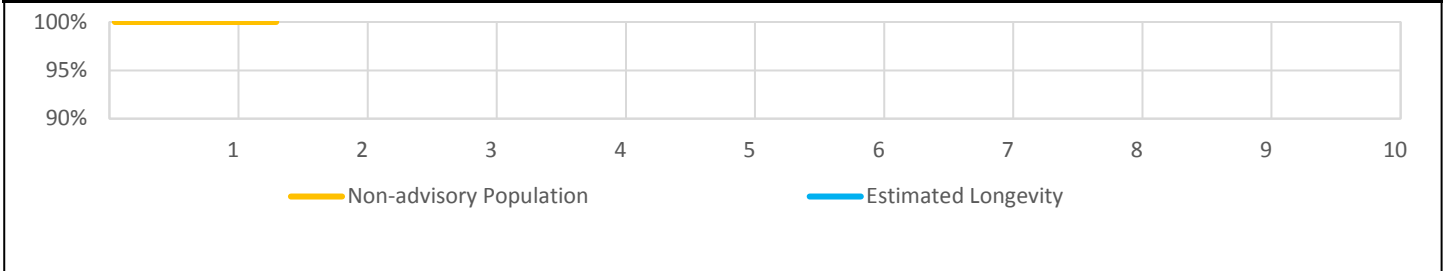
Models: D120/D220/D232/D320/D332/D420/D432/D520/D532

US Summary			
US Registered Implants:	6,000	US Normal Battery Depletions:	-
US Approval Date:	July 2017	US Malfunctions:	-
US Estimated Active Implants:	6,000	Without Compromised Therapy:	-
		With Compromised Therapy:	-

## Battery Depletions and Malfunctions



## Malfunctions Only



## US Survival Probability

		Year	1	2	3	4	5	6	7	8	9	10
Non-Advisory Population	Depletions and Malfunctions		100.0%	100.0%	--	--	--	--	--	--	--	--
Registered Implants:	Malfunctions Only		100.0%	100.0%	--	--	--	--	--	--	--	--
	6,000 Effective Sample Size		1169	202	--	--	--	--	--	--	--	--

@ 17 months

# RESONATE/MOMENTUM/CHARISMA/VIGILANT ICD VR

Models: D120/D220/D232/D320/D332/D420/D432/D520/D532

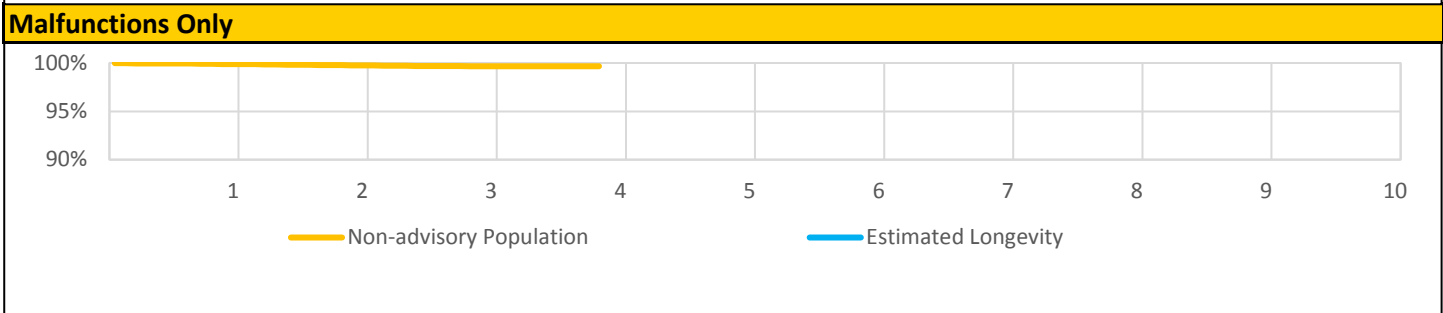
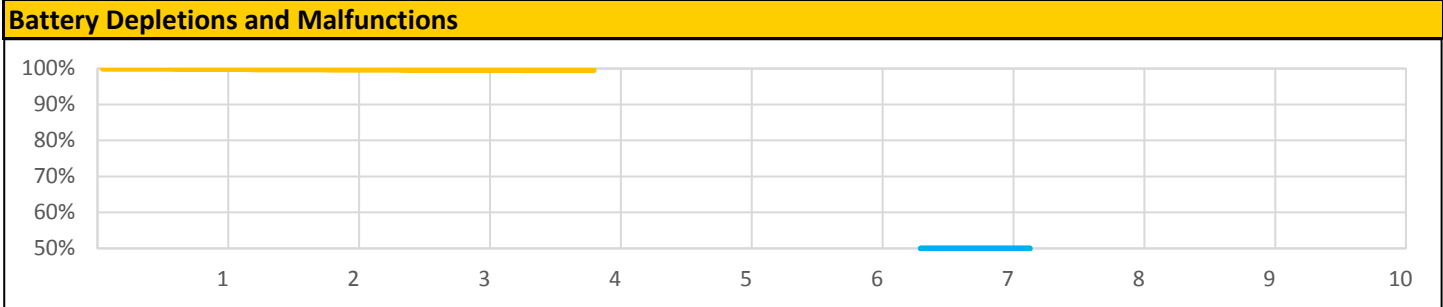
<b>Worldwide Confirmed Malfunctions</b>	<b>0</b>		
<b>Worldwide Distribution</b>	<b>10,000</b>		
	<b>With Compromised Therapy</b>	<b>Without Compromised Therapy</b>	<b>Total</b>
<b>Other</b>			
Non-patterned, other	0	0	0
<b>Grand Total</b>	<b>0</b>	<b>0</b>	<b>0</b>

References cited in table above [\(link\)](#)

# EMBLEM S-ICD

Models: A209/A219

US Summary			
US Registered Implants:	27,000	US Normal Battery Depletions:	8
US Approval Date:	March 2015	US Malfunctions:	46
US Estimated Active Implants:	24,000	Without Compromised Therapy:	29
		With Compromised Therapy:	17



US Survival Probability											
	Year	1	2	3	4	5	6	7	8	9	10
Non-Advisory Population	Depletions and Malfunctions	99.9%	99.7%	99.6%	99.6%	--	--	--	--	--	--
Registered Implants:	Malfunctions Only	99.9%	99.8%	99.7%	99.7%	--	--	--	--	--	--
	27,000 Effective Sample Size	16974	9795	4258	340	--	--	--	--	--	--

@ 47 months

# EMBLEM S-ICD

Models: A209/A219

<b>Worldwide Confirmed Malfunctions</b>	<b>90</b>
<b>Worldwide Distribution</b>	<b>56,000</b>

	<b>With Compromised Therapy</b>	<b>Without Compromised Therapy</b>	<b>Total</b>
<b>Electrical</b>			
High-voltage capacitor (43)	1	0	1
Capacitor (72)	2	25	27
<b>Software</b>			
Memory corruption (65)	1	0	1
Misaligned markers (73)	1	2	3
<b>Other</b>			
Non-patterned, other	19	20	39
Telemetry (56)	7	9	16
<b>Mechanical</b>			
Internal insulation (76)	3	0	3
<b>Grand Total</b>	<b>34</b>	<b>56</b>	<b>90</b>

References cited in table above [\(link\)](#)

# AUTOGEN ICD EL DR

Models: D162/D163/D176/D177

<b>Worldwide Confirmed Malfunctions</b>	<b>10</b>
<b>Worldwide Distribution</b>	<b>16,000</b>

	<b>With Compromised Therapy</b>	<b>Without Compromised Therapy</b>	<b>Total</b>
<b>Electrical</b>			
High voltage circuit component (62)	0	3	3
Integrated circuit (63)	2	0	2
Low-voltage capacitor (69)	0	3	3
<b>Other</b>			
Non-patterned, other	1	1	2
<b>Grand Total</b>	<b>3</b>	<b>7</b>	<b>10</b>

References cited in table above [\(link\)](#)

# AUTOGEN ICD EL VR

Models: D160/D161/D174/D175

Worldwide Confirmed Malfunctions		5	
Worldwide Distribution		16,000	
	With Compromised Therapy	Without Compromised Therapy	Total
<b>Electrical</b>			
High voltage capacitor (75)	1	0	1
Low-voltage capacitor (69)	0	1	1
<b>Other</b>			
Non-patterned, other	0	1	1
<b>Software</b>			
Memory errors (51)	1	1	2
<b>Grand Total</b>	<b>2</b>	<b>3</b>	<b>5</b>

References cited in table above [\(link\)](#)

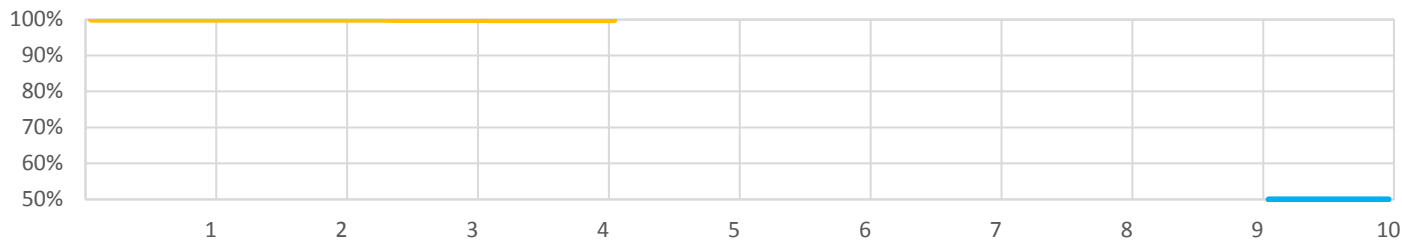
# DYNAGEN/INOGEN/ORIGEN ICD EL DR

Models: D052/D053/D142/D143/D152/D153

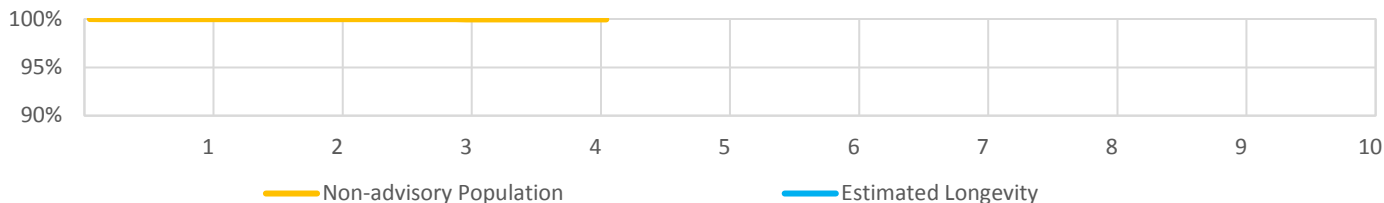
## US Summary

US Registered Implants:	37,000	US Normal Battery Depletions:	13
US Approval Date:	April 2014	US Malfunctions:	8
US Estimated Active Implants:	33,000	Without Compromised Therapy:	5
		With Compromised Therapy:	3

## Battery Depletions and Malfunctions



## Malfunctions Only



## US Survival Probability

Year		1	2	3	4	5	6	7	8	9	10
Non-Advisory Population	Depletions and Malfunctions	100.0%	99.9%	99.9%	99.8%	99.8%	--	--	--	--	--
Registered Implants:	Malfunctions Only	100.0%	100.0%	100.0%	100.0%	100.0%	--	--	--	--	--
37,000	Effective Sample Size	25958	15119	6510	955	288	--	--	--	--	--

@ 50 months

# DYNAGEN/INOGEN/ORIGEN ICD EL DR

Models: D052/D053/D142/D143/D152/D153

<b>Worldwide Confirmed Malfunctions</b>	<b>12</b>
<b>Worldwide Distribution</b>	<b>52,000</b>

	<b>With Compromised Therapy</b>	<b>Without Compromised Therapy</b>	<b>Total</b>
<b>Electrical</b>			
Low-voltage capacitors (47)	0	1	1
High voltage circuit component (62)	0	3	3
Integrated circuit (63)	1	0	1
Low-voltage capacitor (69)	0	1	1
High voltage capacitor (75)	3	0	3
<b>Software</b>			
Memory errors (51)	0	1	1
<b>Other</b>			
Non-patterned, other	0	2	2
<b>Grand Total</b>	<b>4</b>	<b>8</b>	<b>12</b>

References cited in table above ([link](#))



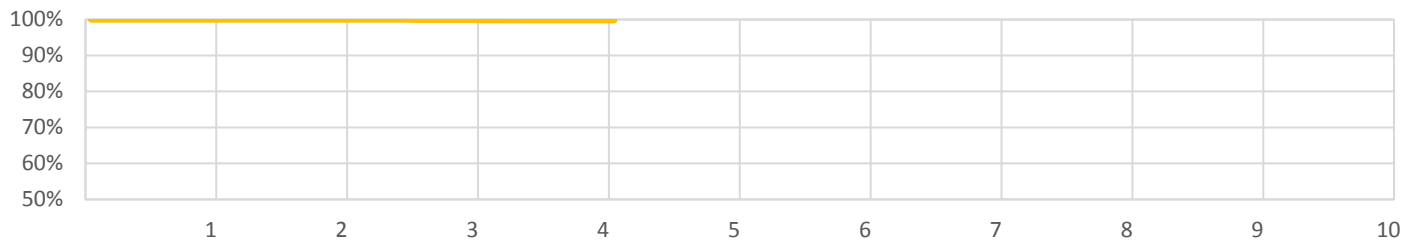
# DYNAGEN/INOGEN/ORIGEN ICD EL VR

Models: D050/D051/D140/D141/D150/D151

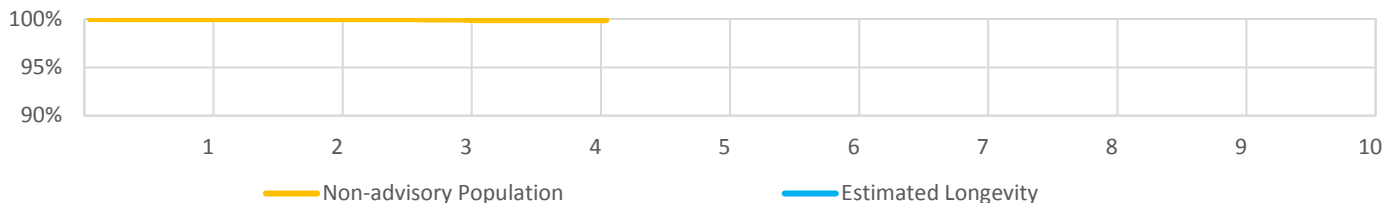
## US Summary

US Registered Implants:	31,000	US Normal Battery Depletions:	10
US Approval Date:	April 2014	US Malfunctions:	12
US Estimated Active Implants:	28,000	Without Compromised Therapy:	12
		With Compromised Therapy:	-

## Battery Depletions and Malfunctions



## Malfunctions Only



## US Survival Probability

Year		1	2	3	4	5	6	7	8	9	10
Non-Advisory Population	Depletions and Malfunctions	100.0%	99.9%	99.9%	99.8%	99.8%	--	--	--	--	--
Registered Implants:	Malfunctions Only	100.0%	100.0%	99.9%	99.9%	99.9%	--	--	--	--	--
31,000	Effective Sample Size	22611	13746	6429	898	270	--	--	--	--	--

@ 50 months

# DYNAGEN/INOGEN/ORIGEN ICD EL VR

Models: D050/D051/D140/D141/D150/D151

<b>Worldwide Confirmed Malfunctions</b>	<b>20</b>
<b>Worldwide Distribution</b>	<b>50,000</b>

	<b>With Compromised Therapy</b>	<b>Without Compromised Therapy</b>	<b>Total</b>
<b>Electrical</b>			
Low-voltage capacitors (47)	0	1	1
High voltage circuit component (62)	0	1	1
Integrated circuit (63)	0	1	1
Low-voltage capacitor (69)	0	8	8
<b>Software</b>			
Memory errors (51)	0	3	3
<b>Other</b>			
Non-patterned, other	2	4	6
<b>Grand Total</b>	<b>2</b>	<b>18</b>	<b>20</b>

References cited in table above [\(link\)](#)

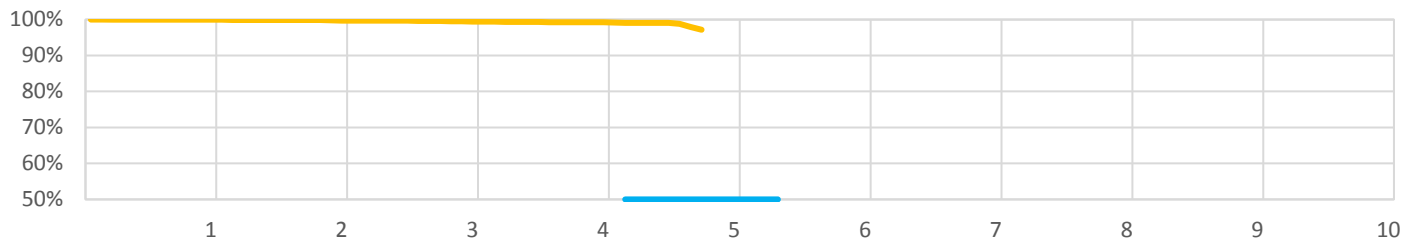
# DYNAGEN/INOGEN/ORIGEN ICD MINI DR

Models: D002/D003/D012/D013/D022/D023

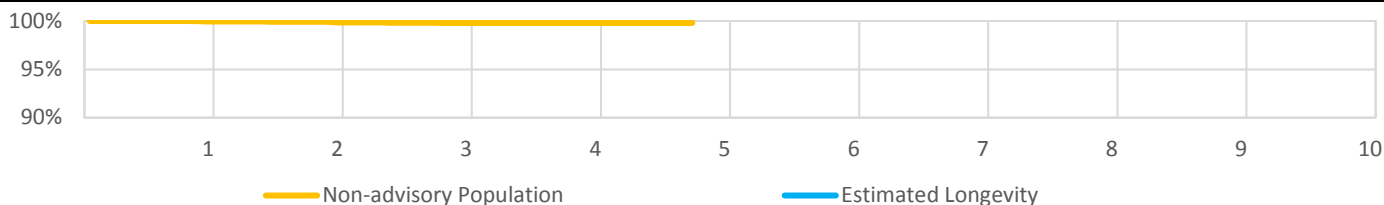
## US Summary

US Registered Implants:	9,000	US Normal Battery Depletions:	27
US Approval Date:	April 2014	US Malfunctions:	10
US Estimated Active Implants:	7,000	Without Compromised Therapy:	8
		With Compromised Therapy:	2

## Battery Depletions and Malfunctions



## Malfunctions Only



## US Survival Probability

Year		1	2	3	4	5	6	7	8	9	10
Non-Advisory Population	Depletions and Malfunctions	100.0%	99.8%	99.5%	99.2%	97.2%	--	--	--	--	--
Registered Implants:	Malfunctions Only	100.0%	99.9%	99.8%	99.8%	99.8%	--	--	--	--	--
9,000	Effective Sample Size	6470	4572	3062	1454	247	--	--	--	--	--

@ 58 months

# DYNAGEN/INOGEN/ORIGEN ICD MINI DR

Models: D002/D003/D012/D013/D022/D023

<b>Worldwide Confirmed Malfunctions</b>	<b>14</b>
<b>Worldwide Distribution</b>	<b>22,000</b>

	<b>With Compromised Therapy</b>	<b>Without Compromised Therapy</b>	<b>Total</b>
<b>Electrical</b>			
High voltage circuit component (62)	0	9	9
High voltage capacitor (75)	2	0	2
<b>Other</b>			
Non-patterned, other	1	2	3
<b>Grand Total</b>	<b>3</b>	<b>11</b>	<b>14</b>

References cited in table above [\(link\)](#)

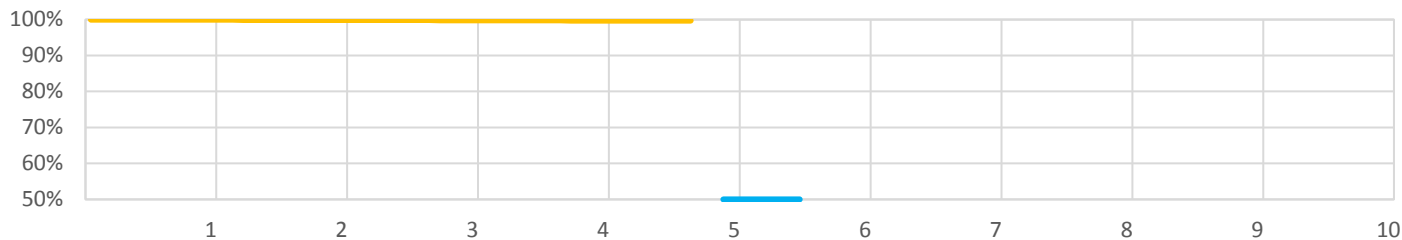
# DYNAGEN/INOGEN/ORIGEN ICD MINI VR

Models: D000/D001/D010/D011/D020/D021

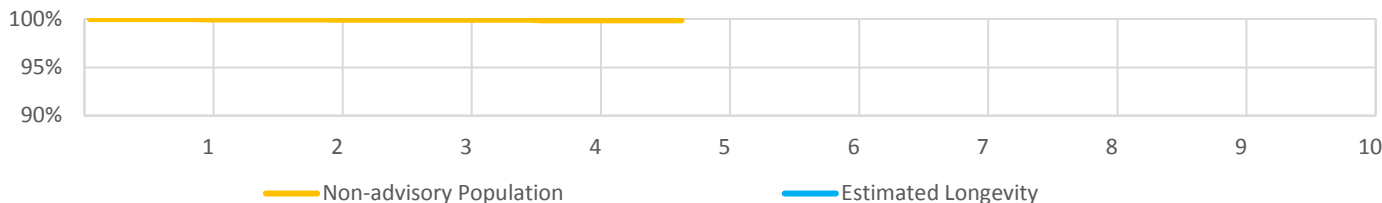
## US Summary

US Registered Implants:	8,000	US Normal Battery Depletions:	7
US Approval Date:	April 2014	US Malfunctions:	6
US Estimated Active Implants:	7,000	Without Compromised Therapy:	5
		With Compromised Therapy:	1

## Battery Depletions and Malfunctions



## Malfunctions Only



## US Survival Probability

Year		1	2	3	4	5	6	7	8	9	10
Non-Advisory Population	Depletions and Malfunctions	99.9%	99.9%	99.8%	99.7%	99.7%	--	--	--	--	--
Registered Implants:	Malfunctions Only	100.0%	99.9%	99.9%	99.9%	99.9%	--	--	--	--	--
8,000	Effective Sample Size	6239	4506	3013	1352	286	--	--	--	--	--

@ 57 months

# DYNAGEN/INOGEN/ORIGEN ICD MINI VR

Models: D000/D001/D010/D011/D020/D021

<b>Worldwide Confirmed Malfunctions</b>	<b>13</b>
<b>Worldwide Distribution</b>	<b>23,000</b>

	<b>With Compromised Therapy</b>	<b>Without Compromised Therapy</b>	<b>Total</b>
<b>Electrical</b>			
Low-voltage capacitors (47)	0	2	2
High voltage circuit component (62)	0	4	4
High voltage capacitor (75)	2	0	2
Low-voltage capacitor (69)	0	1	1
<b>Software</b>			
Memory errors (51)	1	1	2
<b>Other</b>			
Non-patterned, other	0	2	2
<b>Grand Total</b>	<b>3</b>	<b>10</b>	<b>13</b>

References cited in table above ([link](#))

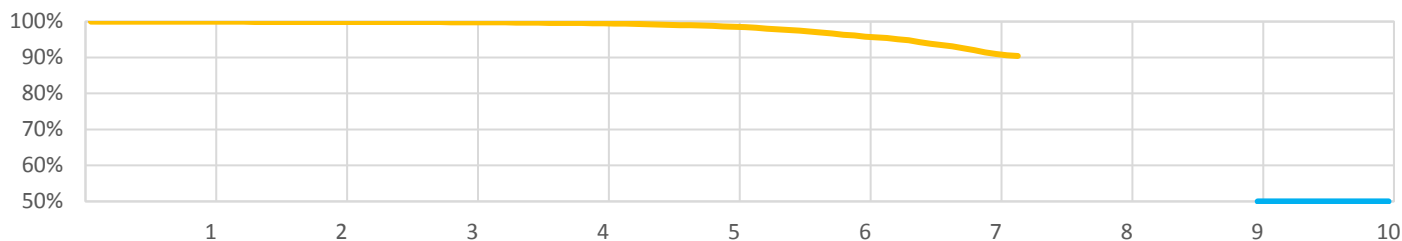
# INCEPTA/ENERGEN/PUNCTUA ICD DR

Models: E052/E053/E142/E143/E162/E163/F052/F053/F142/F143/F162/F163

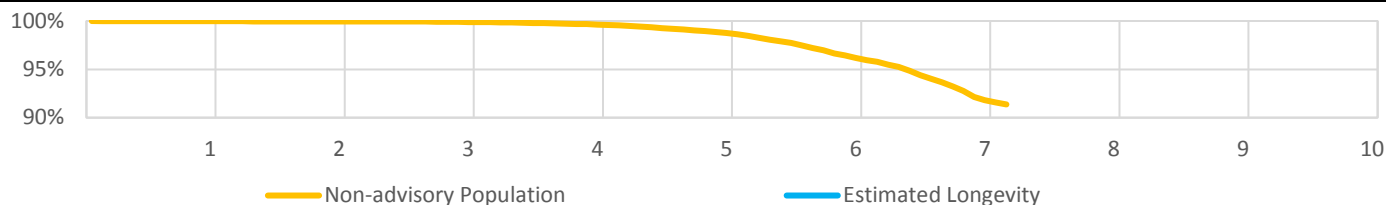
## US Summary

US Registered Implants:	47,000	US Normal Battery Depletions:	97
US Approval Date:	November 2011	US Malfunctions:	754
US Estimated Active Implants:	34,000	Without Compromised Therapy:	739
		With Compromised Therapy:	15

## Battery Depletions and Malfunctions



## Malfunctions Only



## US Survival Probability

Year		1	2	3	4	5	6	7	8	9	10
Non-Advisory Population	Depletions and Malfunctions	99.9%	99.9%	99.8%	99.5%	98.7%	96.1%	91.4%	90.4%	--	--
Registered Implants:	Malfunctions Only	100.0%	100.0%	99.9%	99.7%	98.8%	96.5%	92.1%	91.4%	--	--
47,000	Effective Sample Size	41227	36541	32096	27222	17853	8377	1510	429	--	--

@ 87 months

# INCEPTA/ENERGEN/PUNCTUA ICD DR

Models: E052/E053/E142/E143/E162/E163/F052/F053/F142/F143/F162/F163

<b>Worldwide Confirmed Malfunctions</b>	<b>1,171</b>
<b>Worldwide Distribution</b>	<b>72,000</b>

	With Compromised Therapy	Without Compromised Therapy	Total
<b>Mechanical</b>			
Transformer (38)	2	0	2
<b>Electrical</b>			
High-voltage capacitor (43)	4	1	5
Low-voltage capacitors (47)	0	4	4
Integrated circuit (50)	4	7	11
Battery (53)	6	54	60
Low-voltage capacitor (54)	4	1050	1054
High voltage circuit (58)	0	1	1
Low-voltage capacitor (69)	0	6	6
High voltage circuit (52)	0	1	1
<b>Software</b>			
Memory errors (51)	0	5	5
<b>Other</b>			
Non-patterned, other	5	17	22
<b>Grand Total</b>	<b>25</b>	<b>1146</b>	<b>1171</b>

References cited in table above ([link](#))



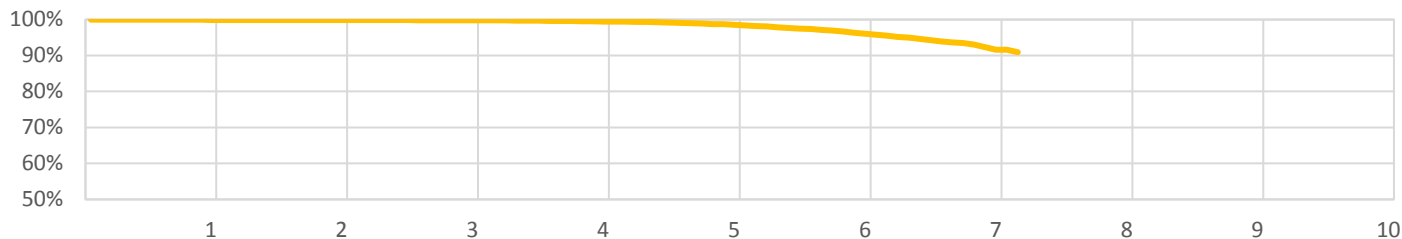
# INCEPTA/ENERGEN/PUNCTUA ICD VR

Models: E050/E051/E140/E141/E160/E161/F050/F051/F140/F141/F160/F161

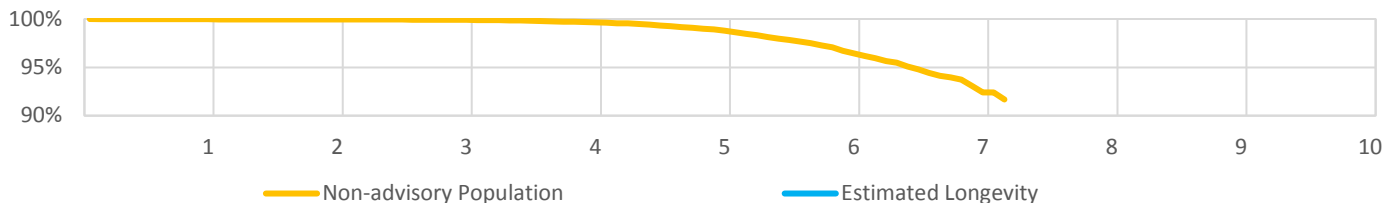
## US Summary

US Registered Implants:	39,000	US Normal Battery Depletions:	89
US Approval Date:	November 2011	US Malfunctions:	584
US Estimated Active Implants:	29,000	Without Compromised Therapy:	558
		With Compromised Therapy:	26

## Battery Depletions and Malfunctions



## Malfunctions Only



## US Survival Probability

Year		1	2	3	4	5	6	7	8	9	10
Non-Advisory Population	Depletions and Malfunctions	99.9%	99.9%	99.8%	99.5%	98.7%	96.3%	92.3%	90.9%	--	--
Registered Implants:	Malfunctions Only	100.0%	100.0%	99.9%	99.7%	98.9%	96.7%	93.1%	91.7%	--	--
39,000	Effective Sample Size	34701	30728	27036	22854	14844	6818	1295	384	--	--

@ 87 months

# INCEPTA/ENERGEN/PUNCTUA ICD VR

Models: E050/E051/E140/E141/E160/E161/F050/F051/F140/F141/F160/F161

<b>Worldwide Confirmed Malfunctions</b>		<b>970</b>	
<b>Worldwide Distribution</b>		<b>68,000</b>	
	<b>With Compromised Therapy</b>	<b>Without Compromised Therapy</b>	<b>Total</b>
<b>Electrical</b>			
High-voltage capacitor (43)	3	1	4
Integrated circuit (50)	5	3	8
Battery (53)	10	65	75
Low-voltage capacitor (54)	7	841	848
High voltage circuit (58)	1	0	1
<b>Mechanical</b>			
Transformer (38)	6	0	6
<b>Software</b>			
Memory errors (51)	1	6	7
<b>Other</b>			
Non-patterned, other	10	11	21
<b>Grand Total</b>	<b>43</b>	<b>927</b>	<b>970</b>

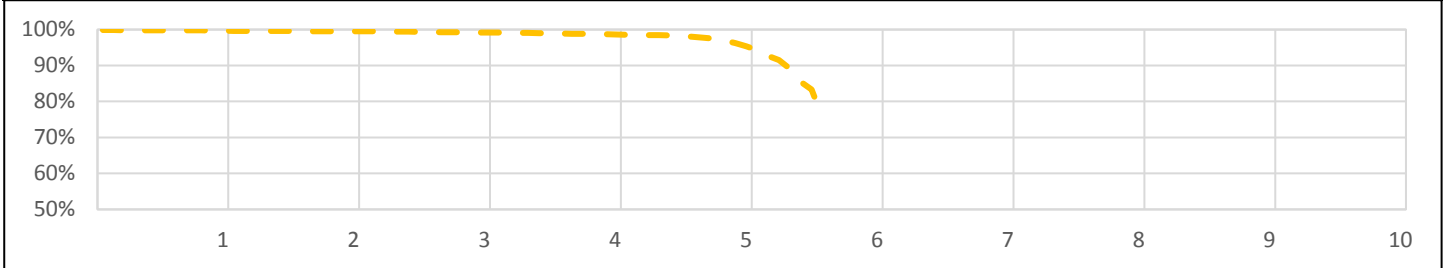
References cited in table above ([link](#))

# SQ-RX S-ICD

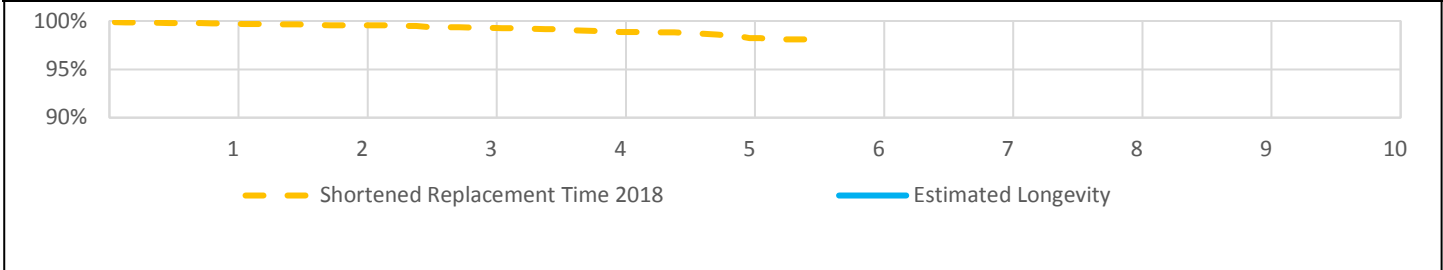
Models: 1010

US Summary			
US Registered Implants:	8,000	US Normal Battery Depletions:	324
US Approval Date:	September 2012	US Malfunctions:	80
US Estimated Active Implants:	5,000	Without Compromised Therapy:	33
		With Compromised Therapy:	47

## Battery Depletions and Malfunctions



## Malfunctions Only



## US Survival Probability

		Year	1	2	3	4	5	6	7	8	9	10
Shortened Replacement Time 2018 Registered Implants:	Depletions and Malfunctions		99.7%	99.5%	99.2%	98.7%	96.2%	75.4%	--	--	--	--
	Malfunctions Only		99.7%	99.6%	99.3%	98.9%	98.4%	97.6%	--	--	--	--
8,000	Effective Sample Size		6467	5699	5037	4237	1377	209	--	--	--	--

@ 68 months

\*Devices subject to an advisory. Refer to the Advisories for more details. Devices may be part of more than one advisory.

# SQ-RX S-ICD

Models: 1010

<b>Worldwide Confirmed Malfunctions</b>	<b>176</b>
<b>Worldwide Distribution</b>	<b>11,000</b>

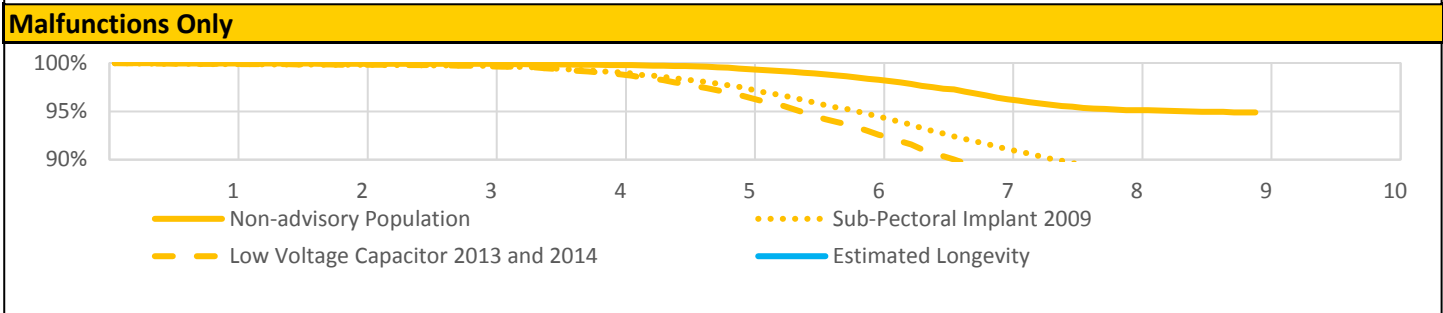
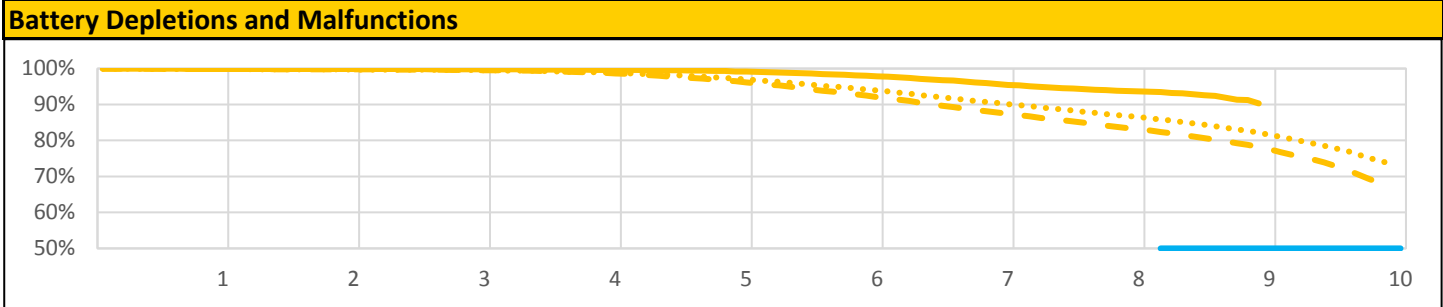
	<b>With Compromised Therapy</b>	<b>Without Compromised Therapy</b>	<b>Total</b>
<b>Electrical</b>			
Unintended Fuse Activation 2013 (4)	3	0	3
Charge Timeout Alert (61)	0	10	10
<b>Mechanical</b>			
High cathode condition (5)	1	1	2
Shortened replacement time 2018 (55)	49	32	81
<b>Software</b>			
Unintended Battery Depletion Alert (57)	0	10	10
<b>Other</b>			
Non-patterned, other	36	21	57
Telemetry (56)	10	3	13
<b>Grand Total</b>	<b>99</b>	<b>77</b>	<b>176</b>

References cited in table above ([link](#))

# TELIGEN DR

Models: E110/E111/F110/F111

US Summary			
US Registered Implants:	66,000	US Normal Battery Depletions:	1,644
US Approval Date:	March 2008	US Malfunctions:	2,763
US Estimated Active Implants:	31,000	Without Compromised Therapy:	2,619
		With Compromised Therapy:	144



US Survival Probability											
	Year	1	2	3	4	5	6	7	8	9	10
Non-Advisory Population	Depletions and Malfunctions	99.9%	99.9%	99.8%	99.6%	99.2%	98.0%	95.7%	93.7%	90.3%	--
Registered Implants:	Malfunctions Only	99.9%	99.9%	99.9%	99.8%	99.4%	98.4%	96.4%	95.1%	94.9%	--
30000	Effective Sample Size	26329	23354	20706	18286	16083	13986	11882	6582	388	--

@ 108 months

# TELIGEN DR

Models: E110/E111/F110/F111

US Survival Probability (cont.)											
	Year	1	2	3	4	5	6	7	8	9	10
Subpectoral Implant 2009	Depletions and Malfunctions	99.9%	99.8%	99.6%	98.9%	97.2%	94.2%	90.4%	86.8%	82.2%	73.6%
Registered Implants:	Malfunctions Only	99.9%	99.8%	99.7%	99.1%	97.5%	94.7%	91.3%	88.7%	86.7%	85.5%
30000	Effective Sample Size	26629	23511	20787	18250	15862	13514	11369	9510	7820	3452
Low Voltage Capacitor 2013 and 2014	Depletions and Malfunctions	99.9%	99.8%	99.6%	98.8%	96.5%	92.5%	87.8%	83.4%	78.2%	67.1%
Registered Implants:	Malfunctions Only	99.9%	99.8%	99.6%	98.8%	96.5%	92.5%	87.8%	83.4%	78.2%	67.1%
23000	Effective Sample Size	20614	18221	16099	14123	12171	10251	8519	7045	5435	1188

\*Devices subject to an advisory. Refer to the Advisories for more details. Devices may be part of more than one advisory.

# TELIGEN DR

Models: E110/E111/F110/F111

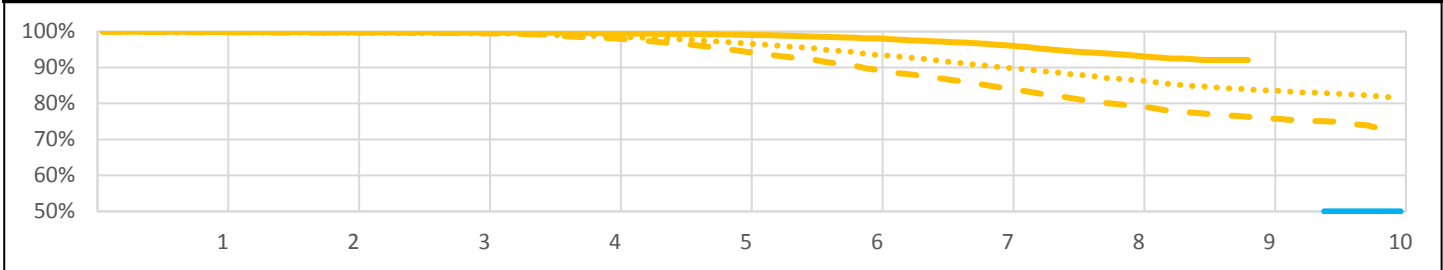
Worldwide Confirmed Malfunctions		3,730	
Worldwide Distribution		91,000	
	With Compromised Therapy	Without Compromised Therapy	Total
<b>Electrical</b>			
Low Voltage Capacitor 2014 - August 29, 2013 and September 17, 2014 Voluntary Physician Advisory (3)	48	2222	2270
Safety Core-electrocautery (42)	1	4	5
High-voltage capacitor (43)	7	1	8
Low-voltage capacitors (47)	0	8	8
Integrated circuit (50)	21	22	43
Battery (53)	36	240	276
Low-voltage capacitor (54)	6	981	987
Low-voltage capacitor (69)	0	1	1
<b>Mechanical</b>			
Transformer (38)	20	0	20
Seal plug (40)	0	3	3
Difficulty securing lead (41)	7	7	14
Header contacts (45)	13	3	16
Subpectoral implant 2009 - December 01, 2009 Voluntary Physician Advisory (6)	8	3	11
Header (74)	7	3	10
<b>Software</b>			
Alert messages not displayed post-EOL (48)	0	3	3
Memory errors (51)	0	15	15
<b>Other</b>			
Non-patterned, other	10	30	40
<b>Grand Total</b>	<b>184</b>	<b>3546</b>	<b>3730</b>

# TELIGEN VR

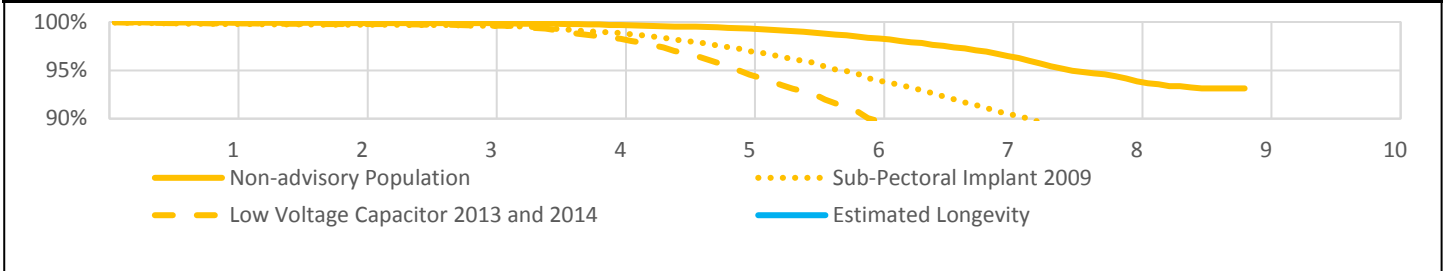
Models: E102/E103/F102/F103

US Summary			
US Registered Implants:	38,000	US Normal Battery Depletions:	210
US Approval Date:	March 2008	US Malfunctions:	1,948
US Estimated Active Implants:	19,000	Without Compromised Therapy:	1,834
		With Compromised Therapy:	114

## Battery Depletions and Malfunctions



## Malfunctions Only



US Survival Probability											
	Year	1	2	3	4	5	6	7	8	9	10
Non-Advisory Population	Depletions and Malfunctions	99.9%	99.8%	99.7%	99.6%	99.1%	98.1%	96.4%	93.5%	92.1%	--
Registered Implants:	Malfunctions Only	99.9%	99.9%	99.9%	99.7%	99.3%	98.4%	96.7%	94.1%	93.1%	--
18000	Effective Sample Size	16200	14332	12650	11155	9790	8518	7256	3341	226	--

@ 107 months



# TELIGEN VR

Models: E102/E103/F102/F103

US Survival Probability (cont.)											
	Year	1	2	3	4	5	6	7	8	9	10
Subpectoral Implant 2009	Depletions and Malfunctions	99.8%	99.6%	99.5%	98.7%	96.9%	93.8%	90.2%	86.6%	83.7%	81.8%
Registered Implants:	Malfunctions Only	99.8%	99.7%	99.6%	98.9%	97.2%	94.2%	90.7%	87.4%	84.8%	83.8%
16000	Effective Sample Size	13615	11998	10575	9245	7989	6799	5708	4754	3994	1943
Low Voltage Capacitor 2013 and 2014	Depletions and Malfunctions	99.8%	99.7%	99.5%	98.2%	94.8%	89.7%	84.6%	79.5%	76.0%	73.0%
Registered Implants:	Malfunctions Only	99.8%	99.7%	99.5%	98.2%	94.8%	89.7%	84.6%	79.5%	76.0%	73.0%
12000	Effective Sample Size	10849	9579	8446	7364	6262	5194	4246	3442	2548	648

\*Devices subject to an advisory. Refer to the Advisories for more details. Devices may be part of more than one advisory.

# TELIGEN VR

Models: E102/E103/F102/F103

Worldwide Confirmed Malfunctions		3,241	
Worldwide Distribution		66,000	
	With Compromised Therapy	Without Compromised Therapy	Total
<b>Electrical</b>			
Low Voltage Capacitor 2014 - August 29, 2013 and September 17, 2014 Voluntary Physician Advisory (3)	38	1786	1824
Safety Core-electrocautery (42)	1	1	2
High-voltage capacitor (43)	3	0	3
Low-voltage capacitors (47)	0	5	5
Integrated circuit (50)	16	11	27
Battery (53)	41	373	414
Low-voltage capacitor (54)	3	819	822
Low-voltage capacitor (69)	0	2	2
<b>Mechanical</b>			
Transformer (24)	1	0	1
Transformer (38)	14	0	14
Seal plug (40)	0	1	1
Difficulty securing lead (41)	9	0	9
Header contacts (45)	22	16	38
Subpectoral implant 2009 - December 01, 2009 Voluntary Physician Advisory (6)	15	6	21
Header (74)	14	4	18
<b>Software</b>			
Alert messages not displayed post-EOL (48)	0	4	4
Memory errors (51)	0	11	11
Respiratory Sensor Oversensing - March 23, 2009 Voluntary Physician Advisory (7)	0	2	2
<b>Other</b>			
Non-patterned, other	11	12	23
<b>Grand Total</b>	<b>188</b>	<b>3053</b>	<b>3241</b>

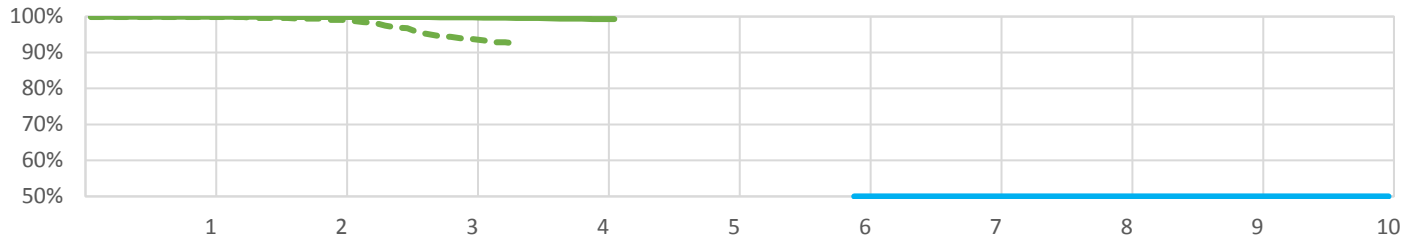
# ACCOLADE/PROPONENT/ESSENTIO DR

Models: L101/L111/L201/L211/L301/L311

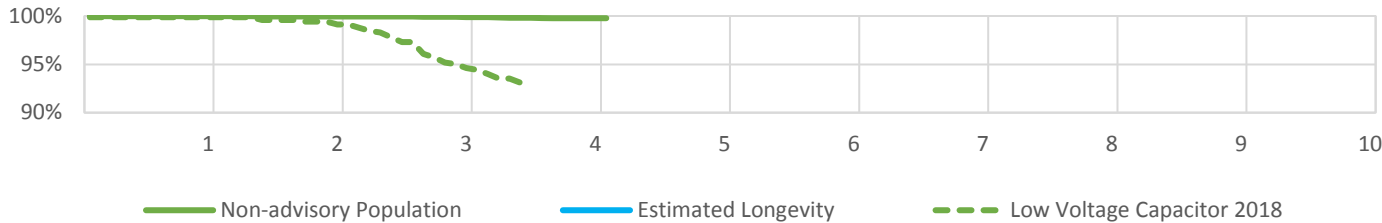
## US Summary

US Registered Implants:	150,000	US Normal Battery Depletions:	105
US Approval Date:	October 2014	US Malfunctions:	122
US Estimated Active Implants:	137,000	Without Compromised Therapy:	115
		With Compromised Therapy:	7

## Battery Depletions and Malfunctions



## Malfunctions Only



## US Survival Probability

	Year	1	2	3	4	5	6	7	8	9	10
Non-Advisory Population	Depletions and Malfunctions	100.0%	99.9%	99.8%	99.3%	99.3%	--	--	--	--	--
Registered Implants:	Malfunctions Only	100.0%	100.0%	99.9%	99.8%	99.8%	--	--	--	--	--
24000	Effective Sample Size	103047	61788	25468	2310	249	--	--	--	--	--

@ 50 months

# ACCOLADE/PROPONENT/ESSENTIO DR

Models: L101/L111/L201/L211/L301/L311

US Survival Probability (cont.)											
Year	1	2	3	4	5	6	7	8	9	10	
Low Voltage Capacitor 2018	Depletions and Malfunctions	99.9%	99.4%	94.5%	92.5%	--	--	--	--	--	--
Registered Implants: 800	Malfunctions Only	99.9%	99.4%	95.2%	93.1%	--	--	--	--	--	--
	Effective Sample Size	713	642	531	215	--	--	--	--	--	--

@ 43 months

\*Devices subject to an advisory. Refer to the Advisories for more details. Devices may be part of more than one advisory.

# ACCOLADE/PROPONENT/ESSENTIO DR

Models: L101/L111/L201/L211/L301/L311

<b>Worldwide Confirmed Malfunctions</b>	<b>231</b>
<b>Worldwide Distribution</b>	<b>301,000</b>

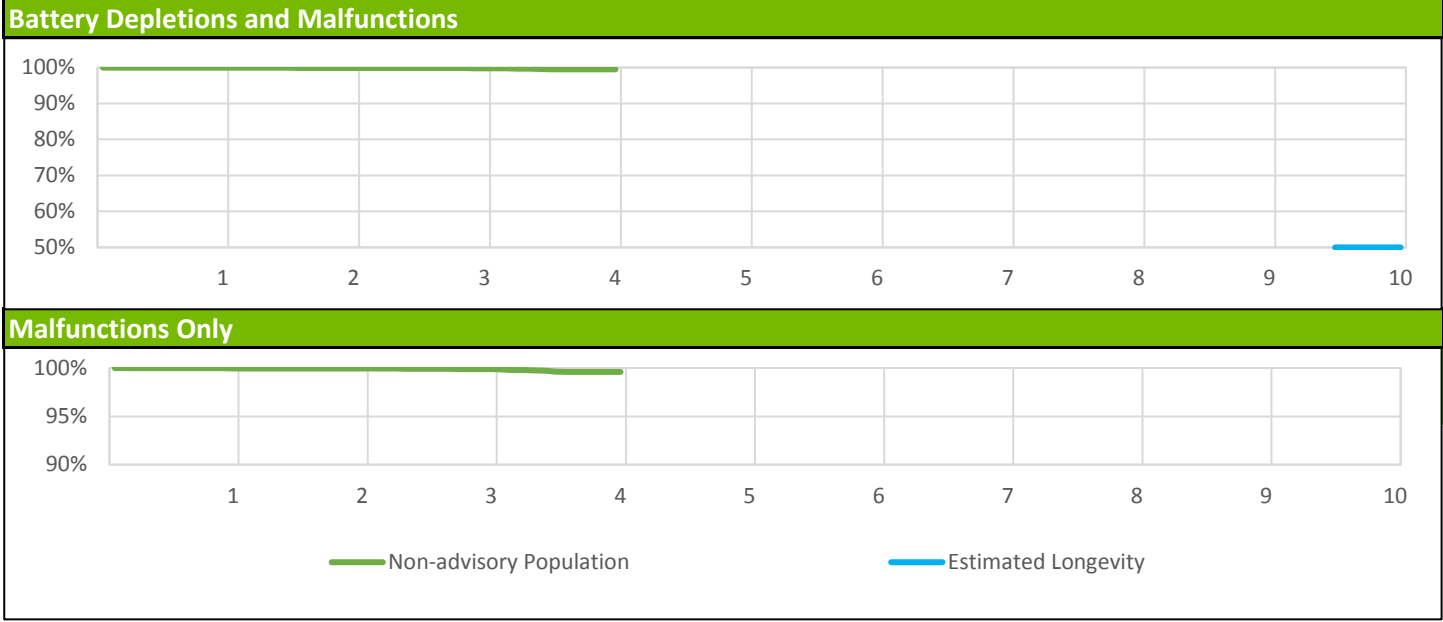
	<b>With Compromised Therapy</b>	<b>Without Compromised Therapy</b>	<b>Total</b>
<b>Electrical</b>			
Low-voltage capacitors (47)	0	2	2
Integrated circuit (63)	6	17	23
Capacitor (67)	0	73	73
Telemetry (68)	2	9	11
Hydrogen induced premature depletion - September 2018 (70)	0	63	63
<b>Software</b>			
Memory errors (51)	0	21	21
<b>Other</b>			
Non-patterned, other	5	33	38
<b>Grand Total</b>	<b>13</b>	<b>218</b>	<b>231</b>

References cited in table above ([link](#))

# ACCOLADE/PROPONENT/ESSENTIO EL DR

Models: L121/L131/L221/L231/L321/L331

US Summary			
US Registered Implants:	66,000	US Normal Battery Depletions:	15
US Approval Date:	October 2014	US Malfunctions:	51
US Estimated Active Implants:	62,000	Without Compromised Therapy:	49
		With Compromised Therapy:	2



US Survival Probability											
Year		1	2	3	4	5	6	7	8	9	10
Non-Advisory Population	Depletions and Malfunctions	100.0%	99.9%	99.8%	99.5%	99.5%	--	--	--	--	--
Registered Implants:	Malfunctions Only	100.0%	99.9%	99.9%	99.6%	99.6%	--	--	--	--	--
66,000	Effective Sample Size	42554	22746	7993	664	306	--	--	--	--	--

@ 49 months

\*Devices subject to an advisory. Refer to the Advisories for more details. Devices may be part of more than one advisory.

# ACCOLADE/PROPONENT/ESSENTIO EL DR

Models: L121/L131/L221/L231/L321/L331

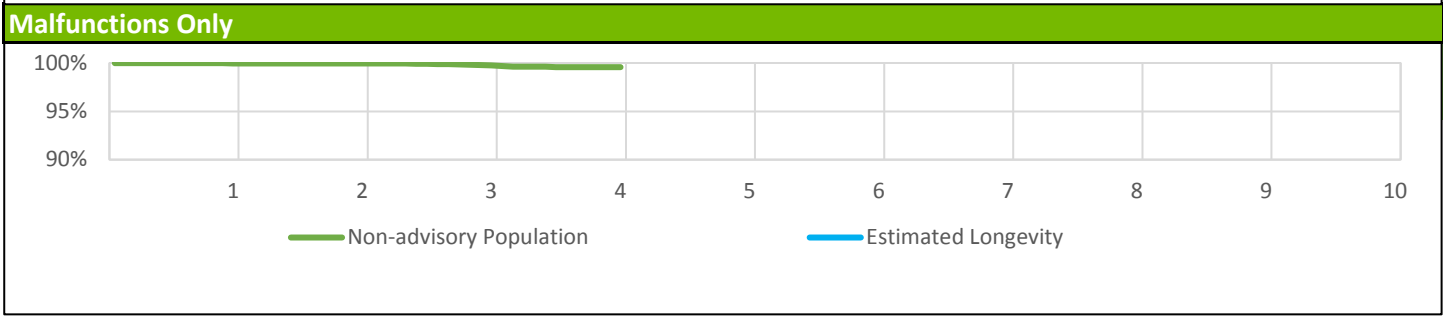
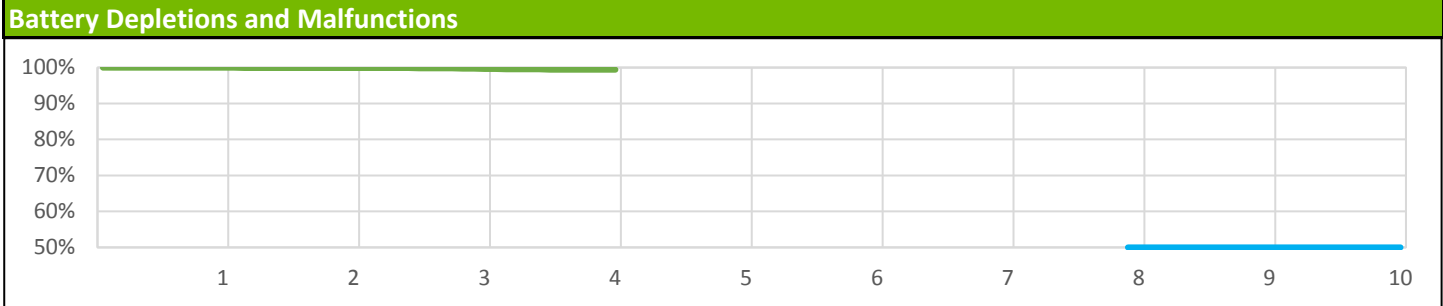
Worldwide Confirmed Malfunctions		130	
Worldwide Distribution		160,000	
	With Compromised Therapy	Without Compromised Therapy	Total
<b>Electrical</b>			
Low-voltage capacitors (47)	0	3	3
Integrated circuit (63)	1	5	6
Capacitor (67)	0	48	48
Telemetry (68)	0	9	9
Hydrogen induced premature depletion - September 2018 (70)	2	21	23
<b>Software</b>			
Memory errors (51)	0	19	19
<b>Other</b>			
Non-patterned, other	1	21	22
<b>Grand Total</b>	<b>4</b>	<b>126</b>	<b>130</b>

References cited in table above [\(link\)](#)

# ACCOLADE/PROPONENT/ESSENTIO SR

Models: L100/L110/L200/L210/L300/L310

US Summary			
US Registered Implants:	29,000	US Normal Battery Depletions:	17
US Approval Date:	October 2014	US Malfunctions:	36
US Estimated Active Implants:	24,000	Without Compromised Therapy:	34
		With Compromised Therapy:	2



US Survival Probability											
Year		1	2	3	4	5	6	7	8	9	10
Non-Advisory Population	Depletions and Malfunctions	99.9%	99.9%	99.7%	99.4%	99.4%	--	--	--	--	--
Registered Implants:	Malfunctions Only	100.0%	100.0%	99.8%	99.6%	99.6%	--	--	--	--	--
29,000	Effective Sample Size	20074	11948	4718	414	204	--	--	--	--	--

@ 49 months

\*Devices subject to an advisory. Refer to the Advisories for more details. Devices may be part of more than one advisory.



# ACCOLADE/PROPONENT/ESSENTIO SR

Models: L100/L110/L200/L210/L300/L310

<b>Worldwide Confirmed Malfunctions</b>	<b>100</b>
<b>Worldwide Distribution</b>	<b>108,000</b>

	<b>With Compromised Therapy</b>	<b>Without Compromised Therapy</b>	<b>Total</b>
<b>Electrical</b>			
Low-voltage capacitors (47)	0	2	2
Integrated circuit (63)	4	3	7
Capacitor (67)	0	45	45
Telemetry (68)	0	4	4
Hydrogen induced premature depletion - September 2018 (70)	1	19	20
<b>Software</b>			
Memory errors (51)	0	5	5
<b>Other</b>			
Non-patterned, other	0	17	17
<b>Grand Total</b>	<b>5</b>	<b>95</b>	<b>100</b>

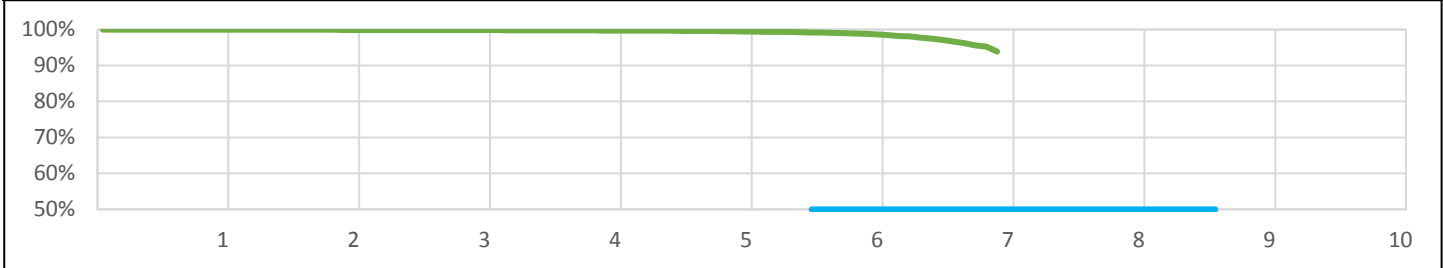
References cited in table above ([link](#))

# ADVANTIO/INGENIO/VITALIO/FORMIO DR

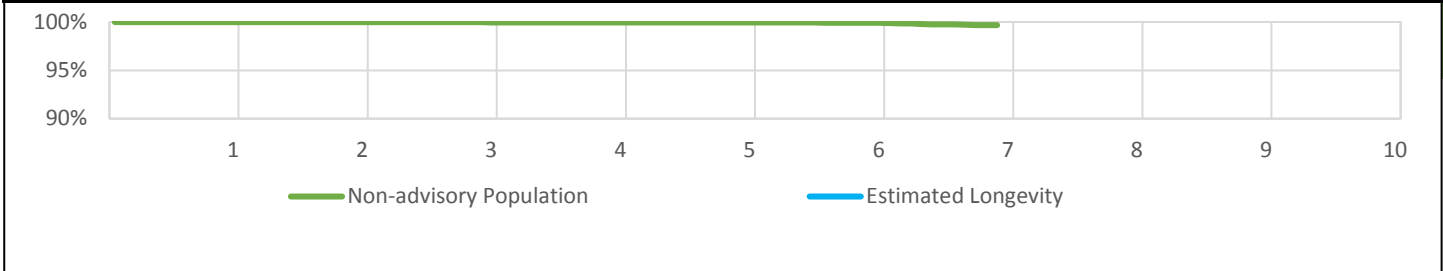
Models: J063/J066/J173/J176/J273/J276/J278/J279/K063/K066/K083/K086/K173/K176/K183/K186/K273/K276/K278/K279/  
K283/K286/K288/K289

US Summary			
US Registered Implants:	121,000	US Normal Battery Depletions:	723
US Approval Date:	May 2012	US Malfunctions:	76
US Estimated Active Implants:	91,000	Without Compromised Therapy:	65
		With Compromised Therapy:	11

## Battery Depletions and Malfunctions



## Malfunctions Only



US Survival Probability											
Year		1	2	3	4	5	6	7	8	9	10
Non-Advisory Population	Depletions and Malfunctions	100.0%	99.9%	99.9%	99.7%	99.5%	98.8%	93.9%	--	--	--
Registered Implants:	Malfunctions Only	100.0%	100.0%	100.0%	100.0%	99.9%	99.9%	99.7%	--	--	--
121,000	Effective Sample Size	107349	95770	85396	74802	45367	18191	211	--	--	--

@ 84 months

# ADVANTIO/INGENIO/VITALIO/FORMIO DR

Models: J063/J066/J173/J176/J273/J276/J278/J279/K063/K066/K083/K086/K173/K176/K183/K186/K273/K276/  
K278/K279/K283/K286/K288/K289

Worldwide Confirmed Malfunctions	111
Worldwide Distribution	219,000


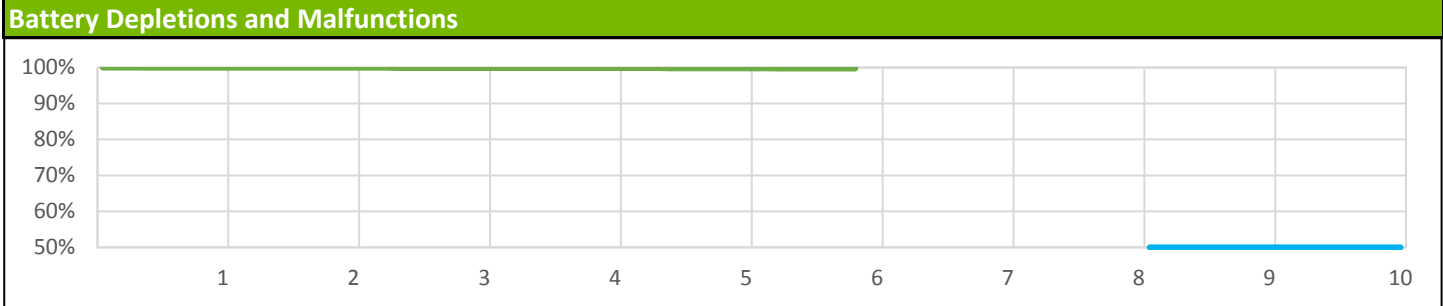
	With Compromised Therapy	Without Compromised Therapy	Total
<b>Electrical</b>			
Low-voltage capacitors (47)	0	8	8
Integrated circuit (50)	7	3	10
Titanium case material (60)	3	0	3
<b>Software</b>			
Memory errors (51)	1	23	24
<b>Other</b>			
Non-patterned, other	8	58	66
<b>Grand Total</b>	<b>19</b>	<b>92</b>	<b>111</b>

References cited in table above ([link](#))

# ADVANTIO/INGENIO/VITALIO EL DR

Models: J064/J067/J174/J177/J274/J277/K064/K067/K084/K087/K174/K177/K184/K187/K274/K277/K284/K287

US Summary			
US Registered Implants:	11,000	US Normal Battery Depletions:	6
US Approval Date:	May 2012	US Malfunctions:	8
US Estimated Active Implants:	9,000	Without Compromised Therapy:	6
		With Compromised Therapy:	2



US Survival Probability											
Year		1	2	3	4	5	6	7	8	9	10
Non-Advisory Population	Depletions and Malfunctions	100.0%	99.9%	99.9%	99.9%	99.8%	99.7%	--	--	--	--
Registered Implants:	Malfunctions Only	100.0%	100.0%	99.9%	99.9%	99.9%	99.9%	--	--	--	--
11,000	Effective Sample Size	9676	8588	7588	6279	2376	251	--	--	--	--

@ 71 months

# ADVANTIO/INGENIO/VITALIO/FORMIO EL DR

Models: J064/J067/J174/J177/J274/J277/K064/K067/K084/K087/K174/K177/K184/K187/K274/K277/K284/K287

Worldwide Confirmed Malfunctions	49
Worldwide Distribution	76,000

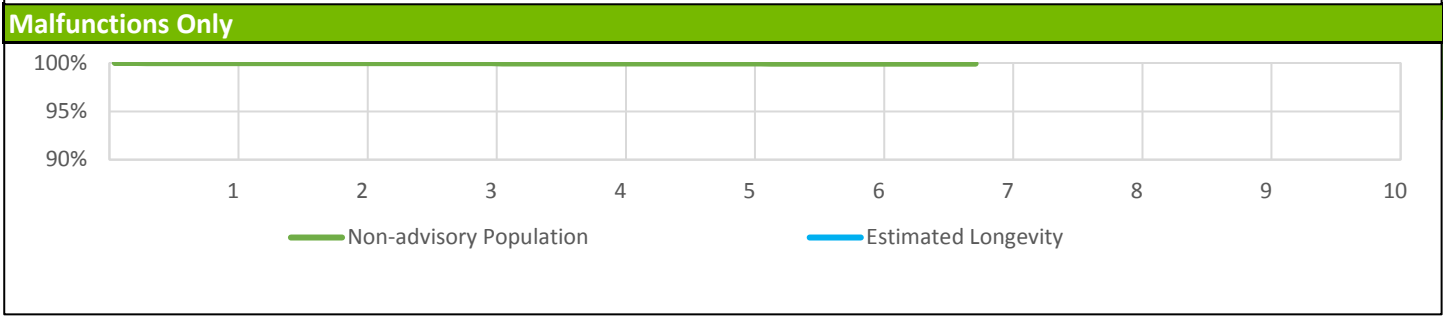
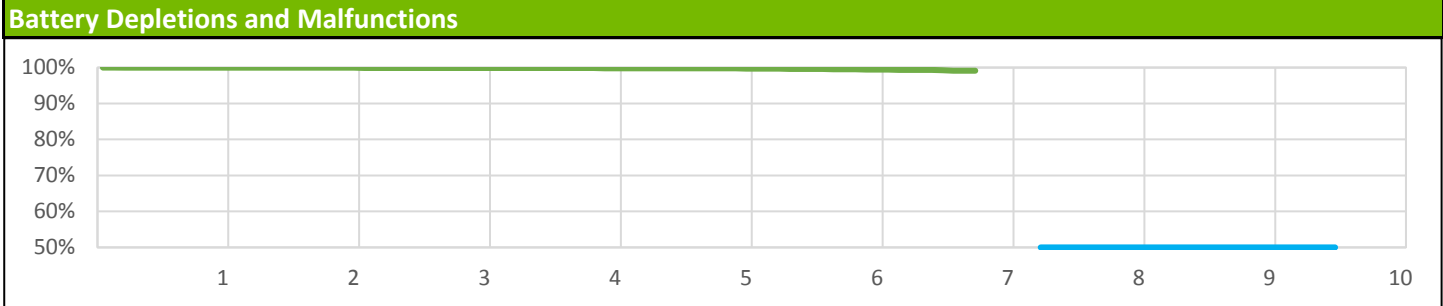
	With Compromised Therapy	Without Compromised Therapy	Total
<b>Electrical</b>			
Low-voltage capacitors (47)	1	5	6
Integrated circuit (50)	2	0	2
Titanium case material (60)	2	0	2
<b>Software</b>			
Memory errors (51)	0	4	4
Respiratory sensor (59)	0	1	1
<b>Other</b>			
Non-patterned, other	4	30	34
<b>Grand Total</b>	<b>9</b>	<b>40</b>	<b>49</b>

References cited in table above ([link](#))

# ADVANTIO/INGENIO/VITALIO/FORMIO SR

Models: J062/J065/J172/J175/J272/J275/K062/K065/K082/K085/K172/K175/K182/K185/K272/K275/K282/K285

US Summary			
US Registered Implants:	27,000	US Normal Battery Depletions:	52
US Approval Date:	May 2012	US Malfunctions:	11
US Estimated Active Implants:	17,000	Without Compromised Therapy:	10
		With Compromised Therapy:	1



### US Survival Probability

		Year	1	2	3	4	5	6	7	8	9	10
Non-Advisory Population	Depletions and Malfunctions		100.0%	99.9%	99.9%	99.8%	99.8%	99.5%	99.1%	--	--	--
Registered Implants:	Malfunctions Only		100.0%	100.0%	100.0%	100.0%	99.9%	99.9%	99.9%	--	--	--
27,000	Effective Sample Size		22912	20385	18074	15129	8898	3394	348	--	--	--

@ 82 months

# ADVANTIO/INGENIO/VITALIO SR

Models: J062/J065/J172/J175/J272/J275/K062/K065/K082/K085/K172/K175/K182/K185/K272/K275/K282/K285

**Worldwide Confirmed Malfunctions** 24  
**Worldwide Distribution** 86,000

	With Compromised Therapy	Without Compromised Therapy	Total
<b>Electrical</b>			
Low-voltage capacitors (47)	1	3	4
Integrated circuit (50)	3	2	5
Titanium case material (60)	1	0	1
<b>Software</b>			
Memory errors (51)	0	9	9
<b>Other</b>			
Non-patterned, other	3	2	5
<b>Grand Total</b>	<b>8</b>	<b>16</b>	<b>24</b>

References cited in table above ([link](#))

# ALTRUA 2 DR

Models: S702

Worldwide Confirmed Malfunctions	2
Worldwide Distribution	7,000

	With Compromised Therapy	Without Compromised Therapy	Total
<b>Software</b>			
Memory errors (51)	0	1	1
<b>Electrical</b>			
Capacitor (67)	0	1	1
<b>Grand Total</b>	<b>0</b>	<b>2</b>	<b>2</b>

References cited in table above ([link](#))



# ALTRUA 2 EL DR

Models: S722

Worldwide Confirmed Malfunctions	0
Worldwide Distribution	3,000

	With Compromised Therapy	Without Compromised Therapy	Total
<b>Other</b>			
Non-patterned, other	0	0	0
<b>Grand Total</b>	<b>0</b>	<b>0</b>	<b>0</b>

References cited in table above ([link](#))

# ALTRUA 2 SR

Models: S701

Worldwide Confirmed Malfunctions	0
Worldwide Distribution	5,000

	With Compromised Therapy	Without Compromised Therapy	Total
<b>Other</b>			
Non-patterned, other	0	0	0
<b>Grand Total</b>	<b>0</b>	<b>0</b>	<b>0</b>

References cited in table above [\(link\)](#)

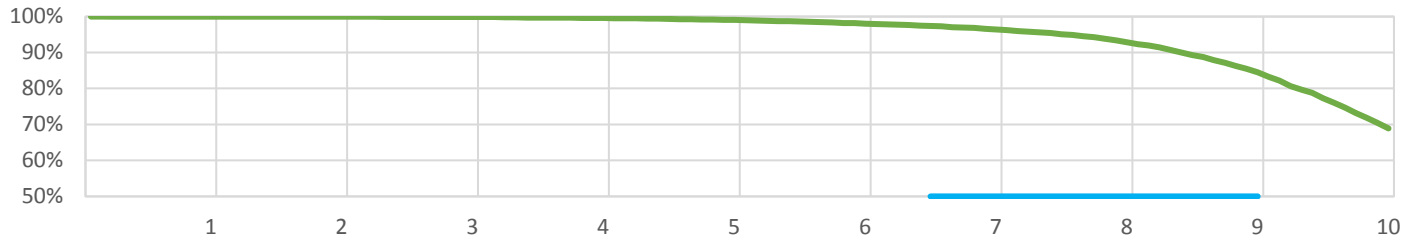
# ALTRUA 60 DR

Model: S602


## US Summary

US Registered Implants:	22,000	US Normal Battery Depletions:	2,151
US Approval Date:	April 2008	US Malfunctions:	34
US Estimated Active Implants:	10,000	Without Compromised Therapy:	31
		With Compromised Therapy:	3

## Battery Depletions and Malfunctions



## Malfunctions Only



## US Survival Probability

Year		1	2	3	4	5	6	7	8	9	10
Non-Advisory Population	Depletions and Malfunctions	100.0%	100.0%	99.9%	99.6%	99.1%	98.2%	96.6%	93.4%	85.5%	70.5%
Registered Implants:	Malfunctions Only	100.0%	100.0%	100.0%	100.0%	100.0%	100.0%	99.9%	99.8%	99.7%	99.5%
22,000	Effective Sample Size	19598	17494	15549	13769	12132	10557	9042	7075	5081	2602

# ALTRUA 60 DR

Models: S602

Worldwide Confirmed Malfunctions	53
Worldwide Distribution	56,000

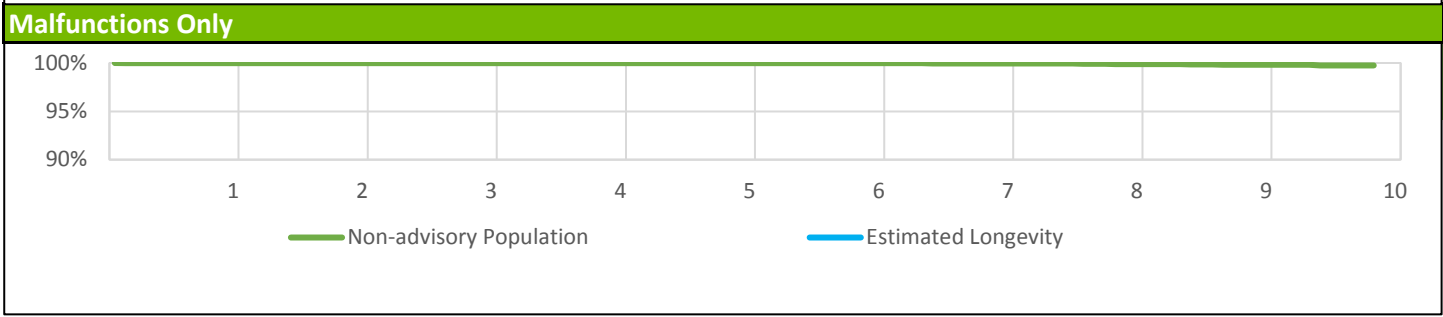
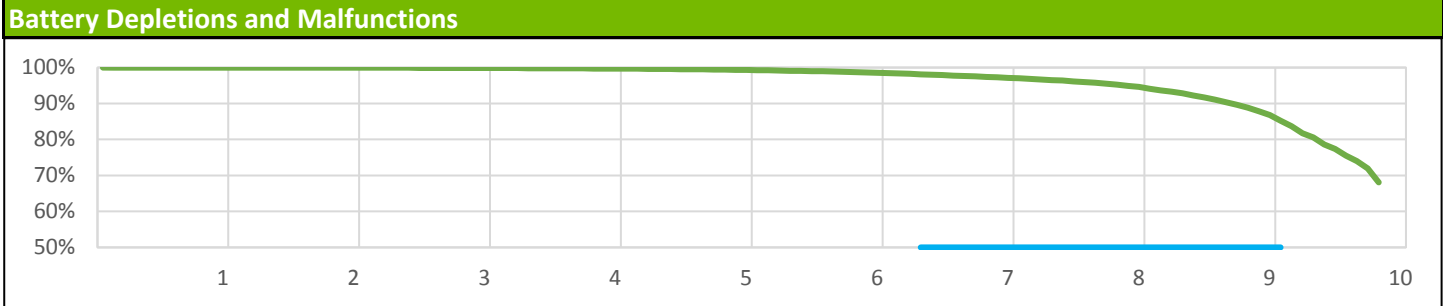
	With Compromised Therapy	Without Compromised Therapy	Total
<b>Electrical</b>			
Capacitor (15)	0	1	1
<b>Mechanical</b>			
Capacitor array (16)	0	1	1
Difficulty securing lead (41)	1	0	1
<b>Other</b>			
Non-patterned, other	3	4	7
Battery depletion (26)	1	1	2
Battery status (49)	0	41	41
<b>Grand Total</b>	<b>5</b>	<b>48</b>	<b>53</b>

References cited in table above [\(link\)](#)

# ALTRUA 60 EL DR

Model: S606

US Summary			
US Registered Implants:	59,000	US Normal Battery Depletions:	2,215
US Approval Date:	April 2008	US Malfunctions:	33
US Estimated Active Implants:	35,000	Without Compromised Therapy:	28
		With Compromised Therapy:	5



US Survival Probability											
Year		1	2	3	4	5	6	7	8	9	10
Non-Advisory Population	Depletions and Malfunctions	100.0%	99.9%	99.9%	99.7%	99.4%	98.6%	97.3%	94.9%	87.8%	68.1%
Registered Implants:	Malfunctions Only	100.0%	100.0%	100.0%	100.0%	100.0%	100.0%	100.0%	99.9%	99.8%	99.7%
59,000	Effective Sample Size	52529	46947	41902	37354	33248	29175	23996	13210	4800	201

@ 119 months

# ALTRUA 60 EL DR

Models: S606

Worldwide Confirmed Malfunctions	42
Worldwide Distribution	90,000

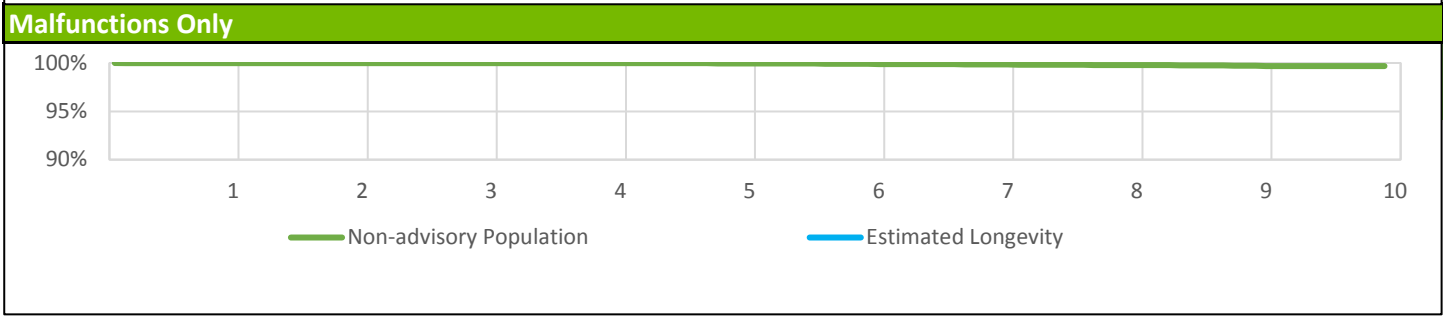
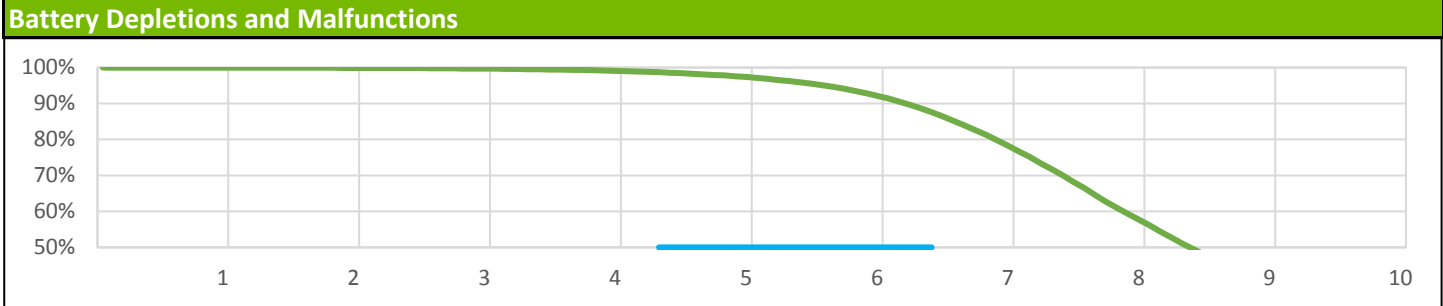
	With Compromised Therapy	Without Compromised Therapy	Total
<b>Electrical</b>			
Capacitor (15)	0	3	3
Integrated circuit (17)	0	1	1
<b>Mechanical</b>			
Difficulty securing lead (41)	1	0	1
<b>Other</b>			
Non-patterned, other	2	3	5
Battery depletion (26)	2	0	2
Battery status (49)	0	29	29
Magnet rate (44)	0	1	1
<b>Grand Total</b>	<b>5</b>	<b>37</b>	<b>42</b>

References cited in table above [\(link\)](#)

# ALTRUA 60 DR (Downsize)

Model: S603

US Summary			
US Registered Implants:	90,000	US Normal Battery Depletions:	19,531
US Approval Date:	April 2008	US Malfunctions:	92
US Estimated Active Implants:	32,000	Without Compromised Therapy:	82
		With Compromised Therapy:	10



US Survival Probability											
Year		1	2	3	4	5	6	7	8	9	10
Non-Advisory Population	Depletions and Malfunctions	100.0%	99.9%	99.7%	99.2%	97.6%	92.9%	79.8%	59.4%	40.7%	15.4%
Registered Implants:	Malfunctions Only	100.0%	100.0%	100.0%	100.0%	100.0%	99.9%	99.8%	99.8%	99.7%	99.7%
90,000	Effective Sample Size	78669	70365	62841	55917	49207	41606	30220	14409	4823	294

# ALTRUA 60 DR (Downsize)

Models: S603

<b>Worldwide Confirmed Malfunctions</b>	<b>119</b>
<b>Worldwide Distribution</b>	<b>132,000</b>

	<b>With Compromised Therapy</b>	<b>Without Compromised Therapy</b>	<b>Total</b>
<b>Electrical</b>			
Capacitor (15)	7	4	11
Integrated circuit (30)	1	1	2
<b>Mechanical</b>			
Difficulty securing lead (41)	0	1	1
Connector block (39)	0	1	1
<b>Software</b>			
Underestimation of battery status (34)	0	1	1
<b>Other</b>			
Non-patterned, other	4	5	9
Battery depletion (26)	1	3	4
Battery status (49)	0	88	88
Magnet response (21)	0	2	2
<b>Grand Total</b>	<b>13</b>	<b>106</b>	<b>119</b>


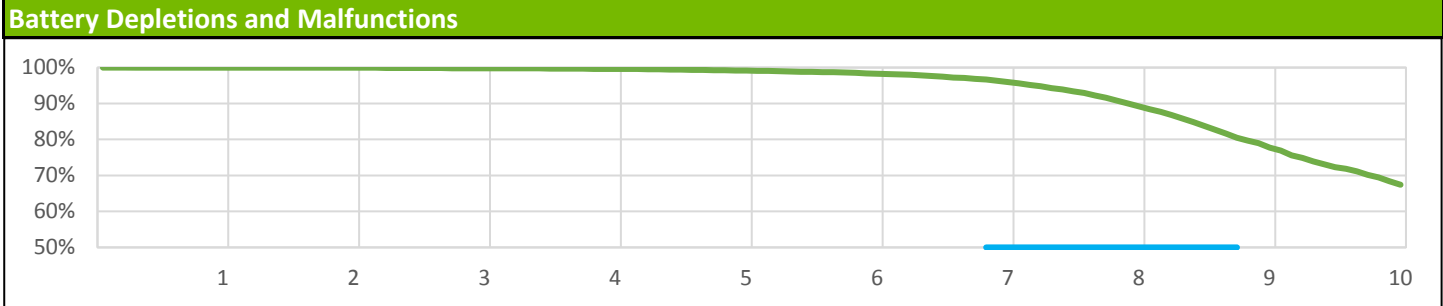
References cited in table above [\(link\)](#)



# ALTRUA 60 SR

Model: S601

US Summary			
US Registered Implants:	32,000	US Normal Battery Depletions:	2,085
US Approval Date:	April 2008	US Malfunctions:	16
US Estimated Active Implants:	12,000	Without Compromised Therapy:	14
		With Compromised Therapy:	2



US Survival Probability											
Year		1	2	3	4	5	6	7	8	9	10
Non-Advisory Population	Depletions and Malfunctions	100.0%	99.9%	99.8%	99.6%	99.2%	98.4%	96.3%	90.0%	78.9%	68.4%
Registered Implants:	Malfunctions Only	100.0%	100.0%	100.0%	100.0%	100.0%	100.0%	99.9%	99.9%	99.9%	99.9%
32,000	Effective Sample Size	26358	23158	20590	18367	16346	14312	11771	7030	3288	908

# ALTRUA 60 SR

Models: S601

Worldwide Confirmed Malfunctions	30
Worldwide Distribution	68,000

	With Compromised Therapy	Without Compromised Therapy	Total
<b>Electrical</b>			
Capacitor (15)	2	1	3
Integrated circuit (30)	2	0	2
<b>Other</b>			
Non-patterned, other	2	1	3
Battery depletion (26)	1	0	1
Battery status (49)	0	21	21
<b>Grand Total</b>	<b>7</b>	<b>23</b>	<b>30</b>

References cited in table above [\(link\)](#)

# ALTRUA 50 DR (Downsize)

Models: S502

Worldwide Confirmed Malfunctions	33
Worldwide Distribution	48,000

	With Compromised Therapy	Without Compromised Therapy	Total
<b>Electrical</b>			
Capacitor (15)	1	2	3
Integrated circuit (30)	0	1	1
<b>Other</b>			
Non-patterned, other	0	1	1
Battery depletion (26)	0	2	2
Battery status (49)	0	26	26
<b>Grand Total</b>	<b>1</b>	<b>32</b>	<b>33</b>

References cited in table above [\(link\)](#)

# ALTRUA 50 SR

Models: S501

Worldwide Confirmed Malfunctions	12
Worldwide Distribution	25,000

	With Compromised Therapy	Without Compromised Therapy	Total
<b>Electrical</b>			
Capacitor (15)	4	1	5
<b>Other</b>			
Non-patterned, other	1	0	1
Battery depletion (26)	2	0	2
Battery status (49)	0	4	4
<b>Grand Total</b>	<b>7</b>	<b>5</b>	<b>12</b>

References cited in table above ([link](#))

# ALTRUA 50 DDD (Downsize)

Models: S504

<b>Worldwide Confirmed Malfunctions</b>	<b>9</b>		
<b>Worldwide Distribution</b>	<b>12,000</b>		
	<b>With Compromised Therapy</b>	<b>Without Compromised Therapy</b>	<b>Total</b>
<b>Other</b>			
Battery depletion (26)	3	0	3
Battery status (49)	0	6	6
<b>Grand Total</b>	<b>3</b>	<b>6</b>	<b>9</b>

References cited in table above [\(link\)](#)

# ALTRUA 50 VDD (Downsize)

Models: S504

Worldwide Confirmed Malfunctions	5
Worldwide Distribution	6,000

	With Compromised Therapy	Without Compromised Therapy	Total
<b>Other</b>			
Battery status (49)	0	5	5
<b>Grand Total</b>	<b>0</b>	<b>5</b>	<b>5</b>

References cited in table above [\(link\)](#)

# ALTRUA 50 SSI

Models: S508

<b>Worldwide Confirmed Malfunctions</b>	<b>4</b>		
<b>Worldwide Distribution</b>	<b>6,000</b>		
	<b>With Compromised Therapy</b>	<b>Without Compromised Therapy</b>	<b>Total</b>
<b>Other</b>			
Battery depletion (26)	1	0	1
Battery status (49)	0	3	3
<b>Grand Total</b>	<b>1</b>	<b>3</b>	<b>4</b>

References cited in table above [\(link\)](#)

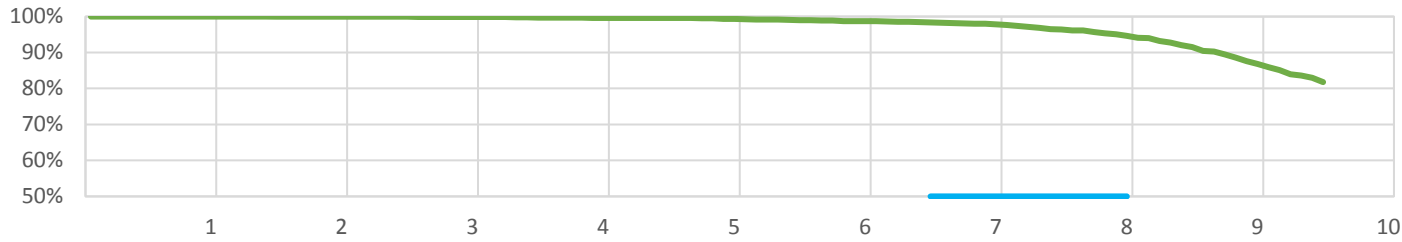
# ALTRUA 40 EL DR

Model: S404

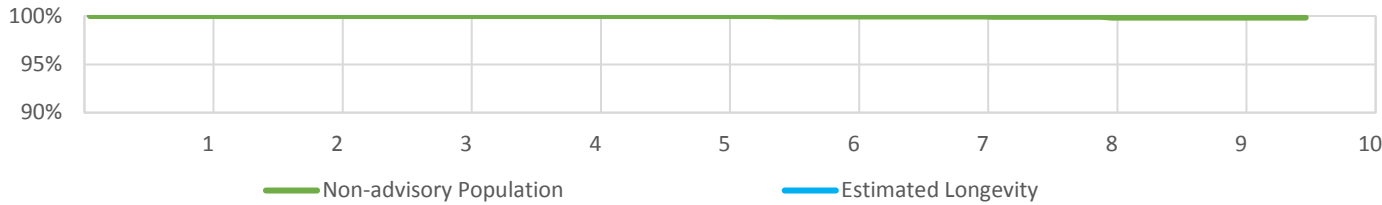
## US Summary

US Registered Implants:	5,000	US Normal Battery Depletions:	204
US Approval Date:	April 2008	US Malfunctions:	3
US Estimated Active Implants:	3,000	Without Compromised Therapy:	3
		With Compromised Therapy:	-

## Battery Depletions and Malfunctions



## Malfunctions Only



## US Survival Probability

		Year	1	2	3	4	5	6	7	8	9	10
Non-Advisory Population	Depletions and Malfunctions		100.0%	100.0%	99.9%	99.7%	99.4%	98.8%	98.0%	95.0%	87.6%	81.8%
Registered Implants:	Malfunctions Only		100.0%	100.0%	100.0%	100.0%	100.0%	100.0%	100.0%	99.9%	99.8%	99.8%
5,000	Effective Sample Size		4435	3966	3561	3181	2842	2513	2171	1299	618	207

@ 115 months



# ALTRUA 40 EL DR

Models: S404

Worldwide Confirmed Malfunctions	4
Worldwide Distribution	11,000

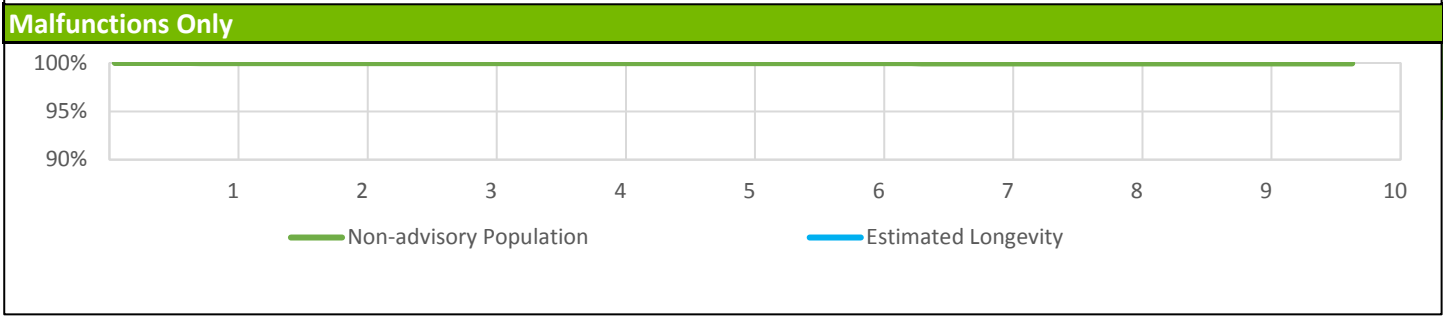
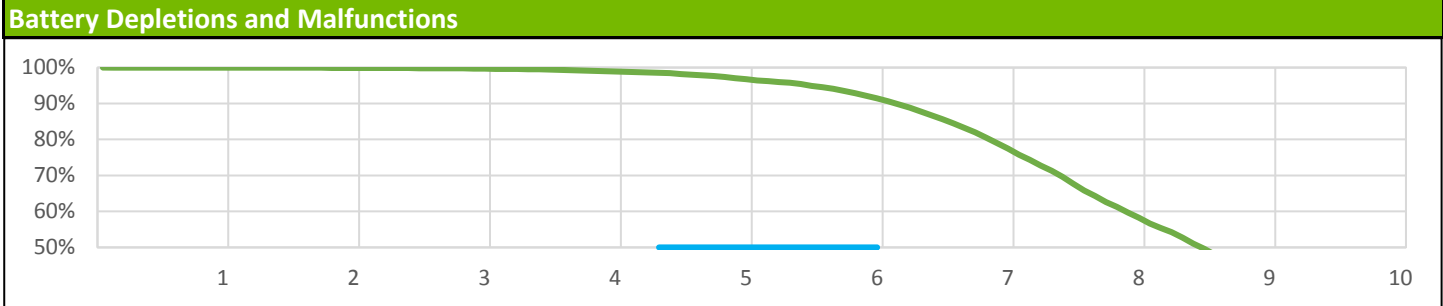
	With Compromised Therapy	Without Compromised Therapy	Total
<b>Electrical</b>			
Capacitor (15)	0	1	1
<b>Other</b>			
Battery status (49)	0	3	3
<b>Grand Total</b>	<b>0</b>	<b>4</b>	<b>4</b>

References cited in table above ([link](#))

# ALTRUA 40 DR (Downsize)

Model: S403

US Summary			
US Registered Implants:	14,000	US Normal Battery Depletions:	3,105
US Approval Date:	April 2008	US Malfunctions:	4
US Estimated Active Implants:	5,000	Without Compromised Therapy:	4
		With Compromised Therapy:	-



US Survival Probability											
Year		1	2	3	4	5	6	7	8	9	10
Non-Advisory Population	Depletions and Malfunctions	100.0%	99.9%	99.7%	99.0%	97.1%	92.2%	79.0%	59.7%	42.7%	30.3%
Registered Implants:	Malfunctions Only	100.0%	100.0%	100.0%	100.0%	100.0%	100.0%	100.0%	100.0%	100.0%	100.0%
14,000	Effective Sample Size	12431	11136	9945	8850	7778	6597	4951	2388	799	233

@ 117 months

# ALTRUA 40 DR (Downsize)

Models: S403

Worldwide Confirmed Malfunctions	5
Worldwide Distribution	16,000

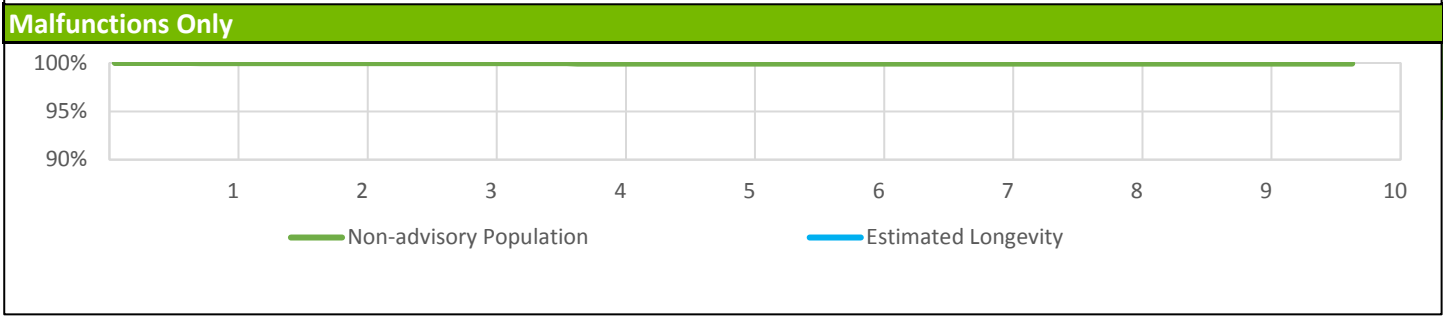
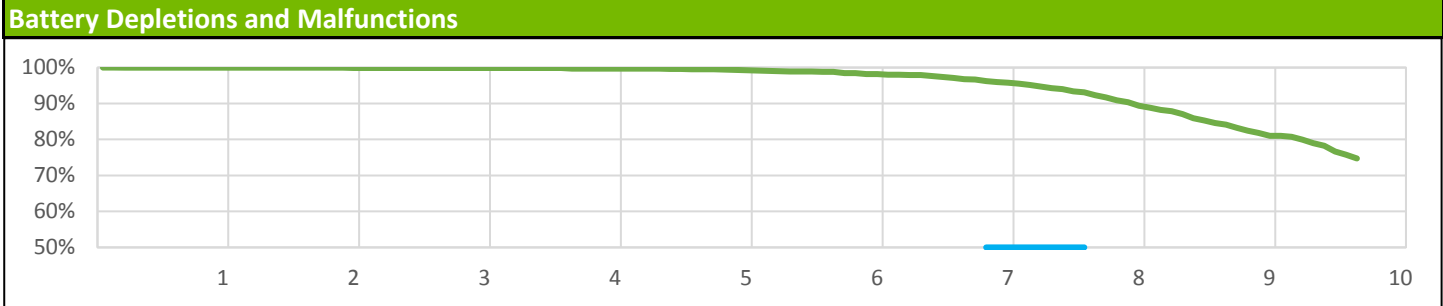
	With Compromised Therapy	Without Compromised Therapy	Total
<b>Mechanical</b>			
Seal plug (40)	0	1	1
Difficulty securing lead (41)	0	1	1
<b>Other</b>			
Battery status (49)	0	3	3
<b>Grand Total</b>	<b>0</b>	<b>5</b>	<b>5</b>

References cited in table above [\(link\)](#)

# ALTRUA 40 SR

Model: S401

US Summary			
US Registered Implants:	5,000	US Normal Battery Depletions:	287
US Approval Date:	April 2008	US Malfunctions:	2
US Estimated Active Implants:	2,000	Without Compromised Therapy:	2
		With Compromised Therapy:	-



US Survival Probability											
Year		1	2	3	4	5	6	7	8	9	10
Non-Advisory Population	Depletions and Malfunctions	100.0%	100.0%	99.9%	99.7%	99.4%	98.2%	96.0%	90.3%	81.8%	74.7%
Registered Implants:	Malfunctions Only	100.0%	100.0%	100.0%	99.9%	99.9%	99.9%	99.9%	99.9%	99.9%	99.9%
5,000	Effective Sample Size	3887	3406	2975	2640	2333	2058	1751	1100	519	224

@ 117 months

# ALTRUA 40 SR

Models: S401

Worldwide Confirmed Malfunctions	3
Worldwide Distribution	9,000

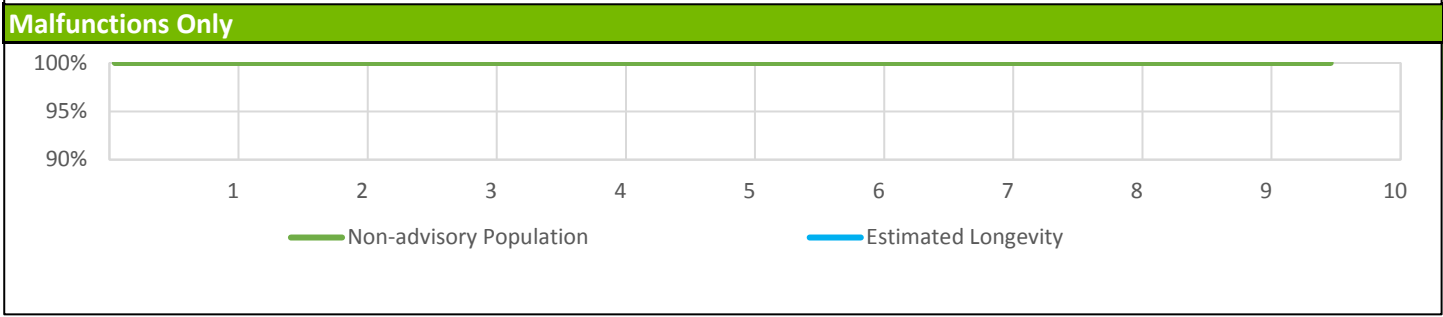
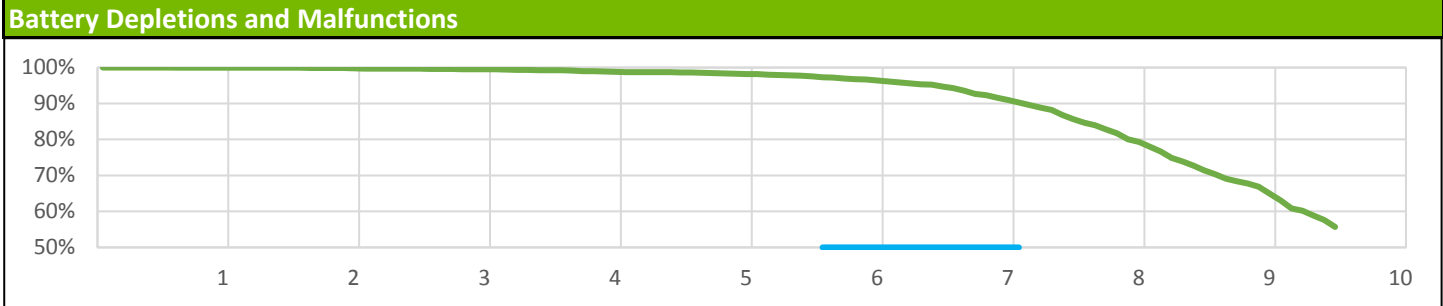
	With Compromised Therapy	Without Compromised Therapy	Total
<b>Electrical</b>			
Capacitor (15)	0	2	2
Integrated circuit (30)	1	0	1
<b>Grand Total</b>	<b>1</b>	<b>2</b>	<b>3</b>

References cited in table above [\(link\)](#)

# ALTRUA 20 DR (downsize)

Model: S203

US Summary			
US Registered Implants:	5,000	US Normal Battery Depletions:	638
US Approval Date:	April 2008	US Malfunctions:	-
US Estimated Active Implants:	2,000	Without Compromised Therapy:	-
		With Compromised Therapy:	-



US Survival Probability											
Year		1	2	3	4	5	6	7	8	9	10
Non-Advisory Population	Depletions and Malfunctions	100.0%	99.8%	99.5%	98.9%	98.3%	96.6%	91.6%	80.1%	66.9%	55.7%
Registered Implants:	Malfunctions Only	100.0%	100.0%	100.0%	100.0%	100.0%	100.0%	100.0%	100.0%	100.0%	100.0%
5,000	Effective Sample Size	4318	3821	3401	3021	2688	2359	1952	1153	487	207

@ 115 months

# ALTRUA 20 DR (downsize)

Models: S203

Worldwide Confirmed Malfunctions	4
Worldwide Distribution	16,000

	With Compromised Therapy	Without Compromised Therapy	Total
<b>Electrical</b>			
Capacitor (15)	0	2	2
<b>Other</b>			
Battery depletion (26)	1	0	1
Battery status (49)	0	1	1
<b>Grand Total</b>	<b>1</b>	<b>3</b>	<b>4</b>

References cited in table above [\(link\)](#)

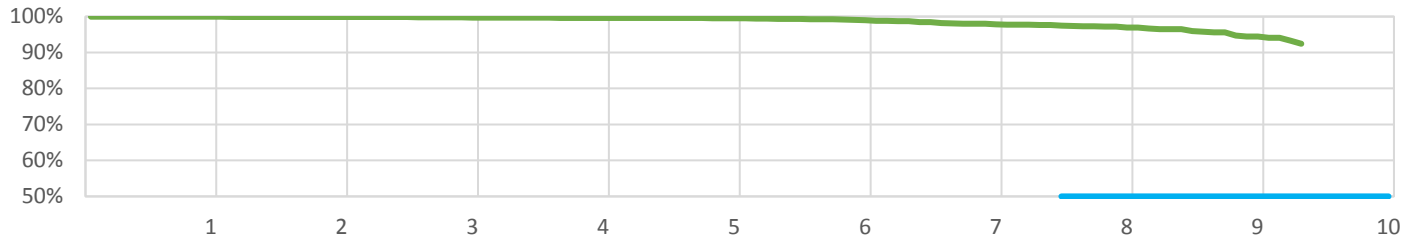
# ALTRUA 20 EL DR

Model: S208

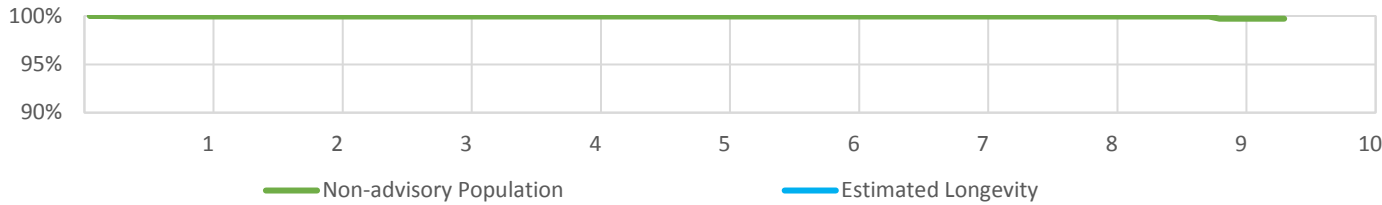
## US Summary

US Registered Implants:	3,000	US Normal Battery Depletions:	63
US Approval Date:	April 2008	US Malfunctions:	2
US Estimated Active Implants:	2,000	Without Compromised Therapy:	1
		With Compromised Therapy:	1

## Battery Depletions and Malfunctions



## Malfunctions Only



## US Survival Probability

		Year	1	2	3	4	5	6	7	8	9	10
Non-Advisory Population	Depletions and Malfunctions		99.9%	99.9%	99.8%	99.6%	99.5%	99.1%	98.0%	97.2%	94.4%	92.4%
Registered Implants:	Malfunctions Only		100.0%	100.0%	100.0%	100.0%	100.0%	100.0%	100.0%	100.0%	99.7%	99.7%
3,000	Effective Sample Size		2762	2472	2200	1971	1750	1559	1327	829	375	210

@ 113 months



# ALTRUA 20 EL DR

Models: S208

Worldwide Confirmed Malfunctions	5
Worldwide Distribution	11,000

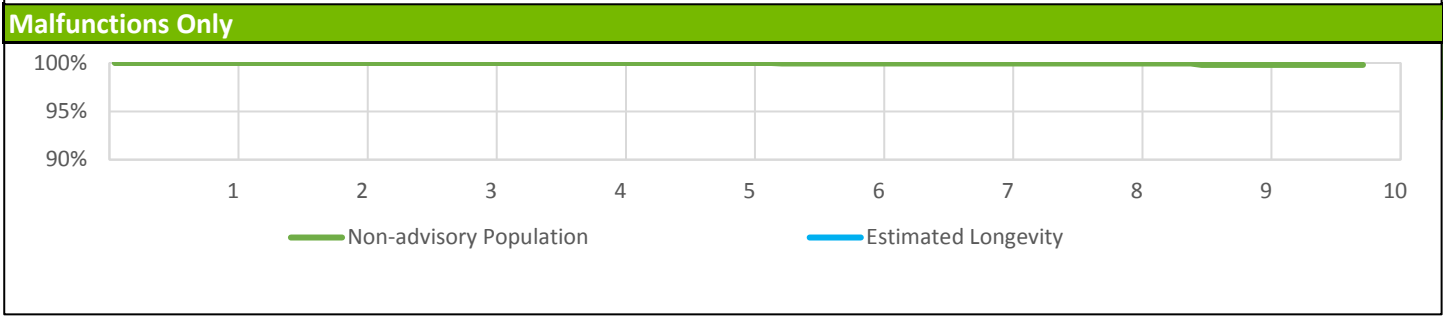
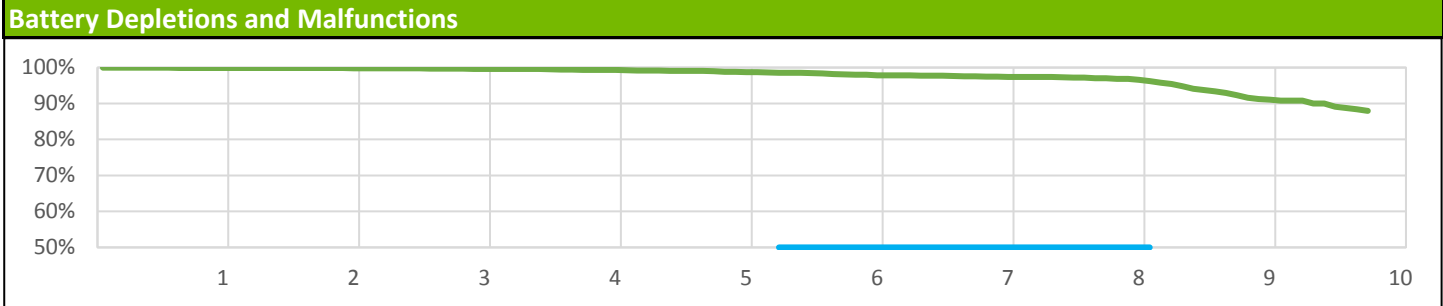
	With Compromised Therapy	Without Compromised Therapy	Total
<b>Electrical</b>			
Capacitor (15)	2	0	2
<b>Other</b>			
Non-patterned, other	1	0	1
Battery status (49)	0	2	2
<b>Grand Total</b>	<b>3</b>	<b>2</b>	<b>5</b>

References cited in table above ([link](#))

# ALTRUA 20 SR

Model: S201/S204

US Summary			
US Registered Implants:	5,000	US Normal Battery Depletions:	117
US Approval Date:	April 2008	US Malfunctions:	2
US Estimated Active Implants:	2,000	Without Compromised Therapy:	2
		With Compromised Therapy:	-



US Survival Probability											
Year		1	2	3	4	5	6	7	8	9	10
Non-Advisory Population	Depletions and Malfunctions	99.9%	99.8%	99.7%	99.3%	98.8%	98.0%	97.5%	96.9%	91.3%	88.0%
Registered Implants:	Malfunctions Only	100.0%	100.0%	100.0%	100.0%	100.0%	99.9%	99.9%	99.9%	99.8%	99.8%
5,000	Effective Sample Size	3568	3041	2608	2273	1975	1708	1433	940	500	212

@ 118 months

# ALTRUA 20 SR

Models: S201/S204

Worldwide Confirmed Malfunctions	4
Worldwide Distribution	24,000

	With Compromised Therapy	Without Compromised Therapy	Total
<b>Electrical</b>			
Capacitor (15)	0	1	1
<b>Other</b>			
Non-patterned, other	1	0	1
Battery status (49)	0	2	2
<b>Grand Total</b>	<b>1</b>	<b>3</b>	<b>4</b>

References cited in table above [\(link\)](#)

# ALTRUA 20 DDD

Models: S207

Worldwide Confirmed Malfunctions	0
Worldwide Distribution	1,000

	With Compromised Therapy	Without Compromised Therapy	Total
<b>Other</b>			
Non-patterned, other	0	0	0
<b>Grand Total</b>	<b>0</b>	<b>0</b>	<b>0</b>

References cited in table above [\(link\)](#)

# ALTRUA 20 SSI

Models: S206

Worldwide Confirmed Malfunctions	0
Worldwide Distribution	8,000

	With Compromised Therapy	Without Compromised Therapy	Total
<b>Other</b>			
Non-patterend, other	0	0	0
<b>Grand Total</b>	<b>0</b>	<b>0</b>	<b>0</b>

References cited in table above [\(link\)](#)

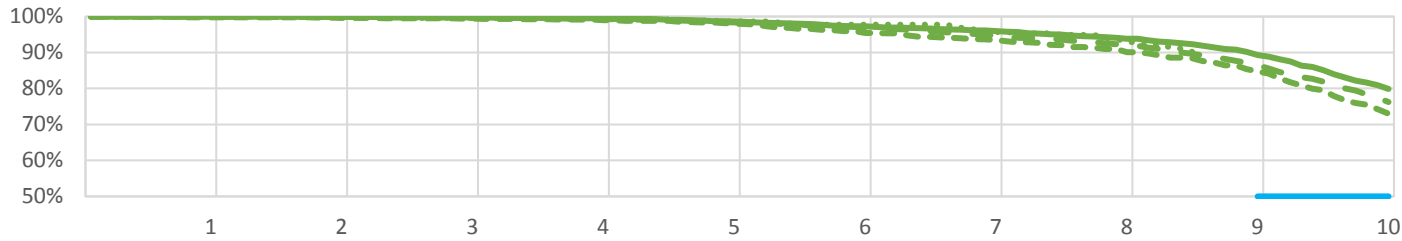
# INSIGNIA Entra DR

Model: 1294/1295

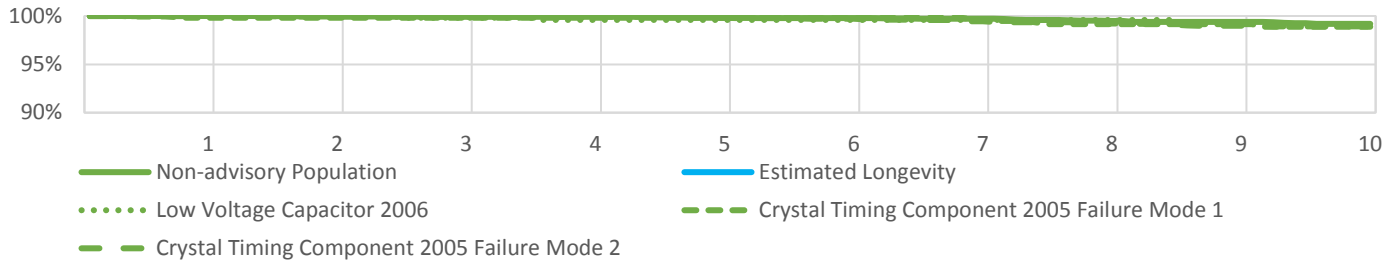
## US Summary

US Registered Implants:	17,000	US Normal Battery Depletions:	2,472
US Approval Date:	March 2002	US Malfunctions:	74
US Estimated Active Implants:	2,000	Without Compromised Therapy:	64
		With Compromised Therapy:	10

## Battery Depletions and Malfunctions



## Malfunctions Only



## US Survival Probability

		Year	1	2	3	4	5	6	7	8	9	10
Non-Advisory Population	Depletions and Malfunctions		100.0%	99.9%	99.8%	99.5%	98.7%	97.3%	96.1%	94.1%	90.2%	81.0%
Registered Implants:	Malfunctions Only		100.0%	100.0%	99.9%	99.9%	99.8%	99.8%	99.7%	99.5%	99.4%	99.2%
7000	Effective Sample Size		6117	5428	4811	4267	3729	3245	2847	2497	2128	1670

# INSIGNIA Entra DR

Model: 1294/1295

US Survival Probability (cont.)											
Year		1	2	3	4	5	6	7	8	9	10
Low Voltage Capacitor 2006	Depletions and Malfunctions	100.0%	100.0%	99.6%	99.4%	98.9%	97.8%	97.4%	94.9%	90.2%	--
Registered Implants: 1000	Malfunctions Only	100.0%	100.0%	99.8%	99.6%	99.6%	99.6%	99.6%	99.6%	99.6%	--
	Effective Sample Size	669	582	510	437	378	324	285	242	202	--
Crystal Timing Component 2005 Failure Mode 1	Depletions and Malfunctions	99.8%	99.7%	99.4%	99.2%	98.2%	96.0%	93.6%	91.0%	85.4%	74.3%
Registered Implants: 2000	Malfunctions Only	99.8%	99.8%	99.8%	99.8%	99.8%	99.8%	99.7%	99.1%	99.1%	98.9%
	Effective Sample Size	1602	1392	1164	1021	888	745	625	518	420	305
Crystal Timing Component 2005 Failure Mode 2	Depletions and Malfunctions	100.0%	99.9%	99.8%	99.4%	98.5%	97.1%	95.0%	92.3%	87.1%	77.5%
Registered Implants: 7000	Malfunctions Only	100.0%	100.0%	100.0%	99.9%	99.8%	99.7%	99.5%	99.2%	99.0%	98.9%
	Effective Sample Size	6147	5448	4796	4225	3696	3187	2684	2280	1858	1414

@ 108 months

\*Devices subject to an advisory. Refer to the Advisories for more details. Devices may be part of more than one advisory.

# INSIGNIA Entra DR

Models: 1294/1295

<b>Worldwide Confirmed Malfunctions</b>	<b>91</b>
<b>Worldwide Distribution</b>	<b>37,000</b>

	<b>With Compromised Therapy</b>	<b>Without Compromised Therapy</b>	<b>Total</b>
<b>Electrical</b>			
Integrated circuit (13)	1	0	1
Capacitor (15)	1	0	1
Integrated circuit (30)	1	0	1
<b>Mechanical</b>			
Seal plug (19)	0	3	3
Header (20)	2	0	2
Seal plug (33)	0	1	1
Crystal timing component Failure Mode 1 - September 22, 2005 Voluntary Physician Advisory (9)	5	0	5
<b>Software</b>			
Underestimation of battery status (34)	0	2	2
<b>Other</b>			
Non-patterned, other	7	3	10
Longevity labeling (11)	0	50	50
Battery status (49)	0	15	15
<b>Grand Total</b>	<b>17</b>	<b>74</b>	<b>91</b>



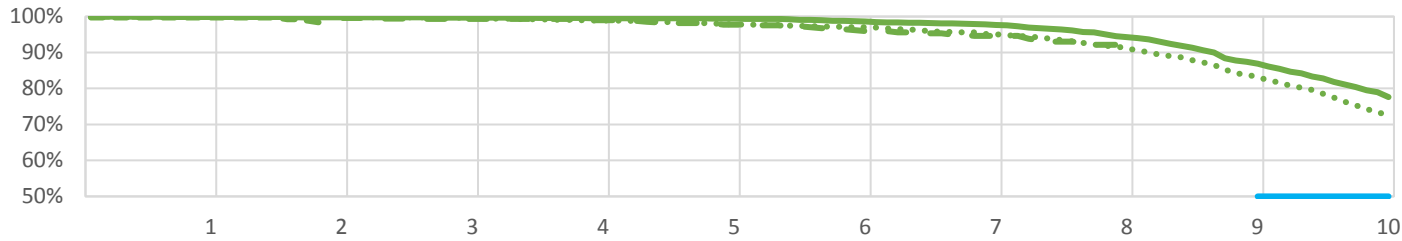
# INSIGNIA Entra SR

Model: 1195/1198

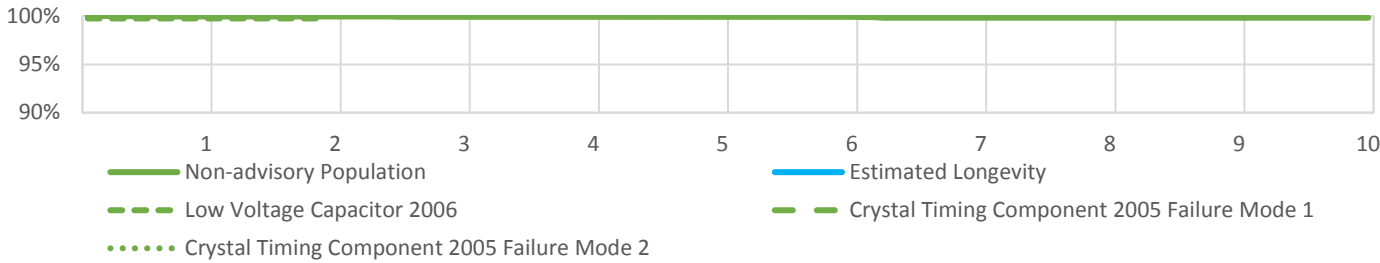
## US Summary

US Registered Implants:	14,000	US Normal Battery Depletions:	1,194
US Approval Date:	March 2002	US Malfunctions:	8
US Estimated Active Implants:	1,000	Without Compromised Therapy:	6
		With Compromised Therapy:	2

## Battery Depletions and Malfunctions



## Malfunctions Only



## US Survival Probability

		Year	1	2	3	4	5	6	7	8	9	10
Non-Advisory Population	Depletions and Malfunctions		99.9%	99.8%	99.7%	99.6%	99.4%	98.8%	97.9%	94.6%	87.4%	79.0%
Registered Implants:	Malfunctions Only		100.0%	100.0%	99.9%	99.9%	99.9%	99.9%	99.8%	99.8%	99.8%	99.8%
6000	Effective Sample Size		4627	3796	3177	2663	2241	1902	1643	1403	1141	901

# INSIGNIA Entra SR

Model: 1195/1198

US Survival Probability (cont.)											
Year		1	2	3	4	5	6	7	8	9	10
Low Voltage Capacitor 2006	Depletions and Malfunctions	99.7%	98.3%	--	--	--	--	--	--	--	--
Registered Implants: 500	Malfunctions Only	99.7%	99.7%	--	--	--	--	--	--	--	--
	Effective Sample Size	270	205	--	--	--	--	--	--	--	--
@ 24 months											
Crystal Timing Component 2005 Failure Mode 1	Depletions and Malfunctions	99.9%	99.8%	99.3%	99.0%	97.8%	96.2%	94.6%	92.2%	--	--
Registered Implants: 2000	Malfunctions Only	100.0%	100.0%	100.0%	100.0%	100.0%	100.0%	100.0%	100.0%	--	--
	Effective Sample Size	1101	889	699	559	448	349	258	207	--	--
@ 96 months											
Crystal Timing Component 2005 Failure Mode 2	Depletions and Malfunctions	100.0%	99.9%	99.7%	98.9%	98.0%	97.0%	95.2%	91.7%	83.8%	73.5%
Registered Implants: 6000	Malfunctions Only	100.0%	100.0%	100.0%	100.0%	100.0%	100.0%	99.9%	99.9%	99.9%	99.9%
	Effective Sample Size	4492	3744	3098	2557	2099	1744	1453	1215	953	719

\*Devices subject to an advisory. Refer to the Advisories for more details. Devices may be part of more than one advisory.

# INSIGNIA Entra SR

Models: 1195/1198

<b>Worldwide Confirmed Malfunctions</b>	<b>28</b>
<b>Worldwide Distribution</b>	<b>52,000</b>

	<b>With Compromised Therapy</b>	<b>Without Compromised Therapy</b>	<b>Total</b>
<b>Electrical</b>			
Capacitor (15)	2	2	4
Low-voltage capacitor - June 23, 2006 Voluntary Physician Advisory (8)	2	0	2
<b>Mechanical</b>			
Capacitor array (16)	2	0	2
Seal plug (19)	2	0	2
Seal plug (33)	1	0	1
Crystal timing component Failure Mode 1 - September 22, 2005 Voluntary Physician Advisory (9)	0	1	1
Crystal timing component Failure Mode 2 - September 22, 2005 Voluntary Physician Advisory (10)	1	0	1
<b>Other</b>			
Non-patterned, other	2	1	3
Longevity labeling (11)	0	6	6
Battery depletion (26)	1	0	1
Battery status (49)	0	5	5
<b>Grand Total</b>	<b>13</b>	<b>15</b>	<b>28</b>

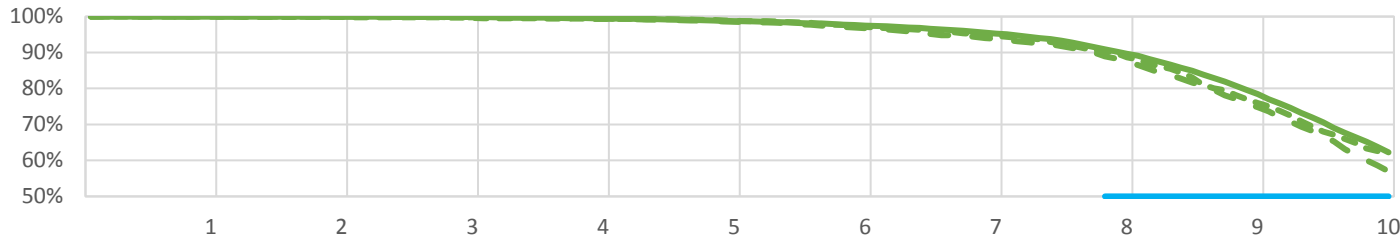
# INSIGNIA Ultra DR

Model: 1291

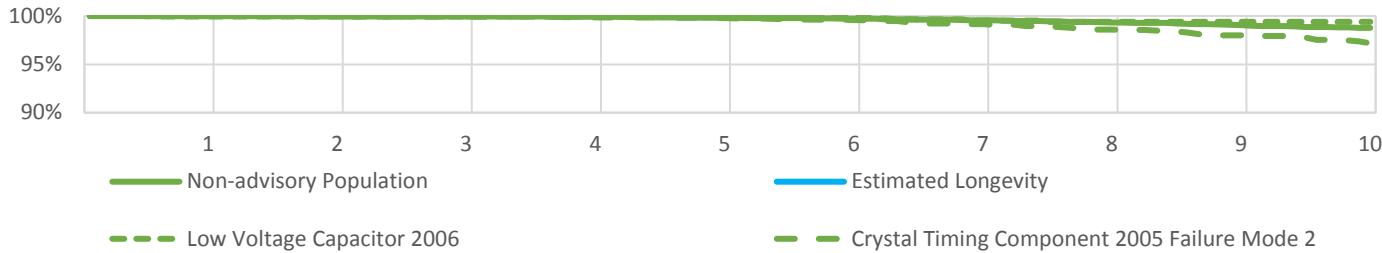
## US Summary

US Registered Implants:	32,000	US Normal Battery Depletions:	7,119
US Approval Date:	November 2003	US Malfunctions:	205
US Estimated Active Implants:	7,000	Without Compromised Therapy:	190
		With Compromised Therapy:	15

## Battery Depletions and Malfunctions



## Malfunctions Only



## US Survival Probability

	Year	1	2	3	4	5	6	7	8	9	10
Non-Advisory Population	Depletions and Malfunctions	100.0%	99.9%	99.9%	99.6%	98.8%	97.6%	95.6%	90.3%	79.6%	63.7%
Registered Implants:	Malfunctions Only	100.0%	100.0%	100.0%	99.9%	99.8%	99.7%	99.6%	99.4%	99.1%	98.8%
24000	Effective Sample Size	20795	18564	16562	14726	13042	11480	10000	8386	6527	4565

# INSIGNIA Ultra DR

Model: 1291

US Survival Probability (cont.)											
Year		1	2	3	4	5	6	7	8	9	10
Low Voltage Capacitor 2006	Depletions and Malfunctions	99.9%	99.9%	99.7%	99.4%	99.1%	97.7%	95.2%	90.4%	78.2%	63.3%
Registered Implants: 2000	Malfunctions Only	99.9%	99.9%	99.9%	99.9%	99.9%	99.9%	99.5%	99.4%	99.4%	99.4%
	Effective Sample Size	1867	1657	1465	1293	1142	997	863	717	549	380
Crystal Timing Component 2005	Depletions and Malfunctions	100.0%	100.0%	99.8%	99.5%	98.7%	97.0%	94.0%	88.3%	75.8%	58.6%
	Failure Mode 2										
Registered Implants: 6000	Malfunctions Only	100.0%	100.0%	100.0%	99.9%	99.8%	99.6%	99.2%	98.6%	98.0%	97.4%
	Effective Sample Size	5598	4978	4427	3922	3461	3002	2586	2133	1603	1052

\*Devices subject to an advisory. Refer to the Advisories for more details. Devices may be part of more than one advisory.

# INSIGNIA Ultra DR

Models: 1291

Worldwide Confirmed Malfunctions	263
Worldwide Distribution	51,000

	With Compromised Therapy	Without Compromised Therapy	Total
<b>Electrical</b>			
Capacitor (14)	0	1	1
Capacitor (15)	2	4	6
Integrated circuit (30)	1	2	3
	2	0	2
Low-voltage capacitor - June 23, 2006 Voluntary Physician Advisory (8)			
<b>Mechanical</b>			
Seal plug (19)	4	5	9
Header (20)	1	2	3
<b>Software</b>			
	0	3	3
Underestimation of battery status (34)			
Pacing rate limit (36)	0	1	1
<b>Other</b>			
Non-patterned, other	10	9	19
Longevity labeling (11)	0	83	83
Magnet response (21)	0	1	1
Battery depletion (26)	1	3	4
Battery status (49)	0	128	128
<b>Grand Total</b>	<b>21</b>	<b>242</b>	<b>263</b>

References cited in table above ([link](#))

## Confirmed Malfunction Details: Pulse Generator References

Descriptions listed below provide an overview of the clinical observations and/or analysis findings associated with each pulse generator confirmed malfunction pattern listed in this report.

All of the patterns listed are thoroughly investigated and analyzed. As part of Boston Scientific's process of continuous improvement, when possible, changes have been or will be implemented in response to identified malfunction patterns. "Improvements implemented" may include product design changes in existing or subsequent generations, manufacturing process modifications, software updates, educational communications, labeling changes, etc. Improvement implementation may vary by geography due to various factors, including regulatory review timing, and may not completely mitigate or eliminate the potential for additional malfunctions.

3. **Low Voltage Capacitor 2014**— *Aug 2013 and Sep 2014 Voluntary Physician Advisory.* Alert message during followup, beeping tones, premature battery depletion. Diminished low voltage capacitor performance. Improvement implemented.
4. **Unintended Fuse Activation 2013**— *March 1, 2013 Voluntary Physician Advisory.* Inability to interrogate, no magnet response, permanent loss of therapy without warning. Improvement implemented.
5. **High cathode condition**— *June 1, 2011 Voluntary Physician Advisory.* Premature battery depletion. Misaligned battery component. Improvement implemented.
6. **Subpectoral implant 2009**— *December 01, 2009 Voluntary Physician Advisory.* Noise, oversensing, inappropriate shocks, pacing inhibition, high impedance when implanted subpectorally. Weakened bond between header and titanium case. Improvement implemented.
7. **Respiratory Sensor Oversensing**— *March 23, 2009 Voluntary Physician Advisory.* Oversensing, noise, inappropriate shock, pacing inhibition. When Respiratory Sensor is ON, RV lead or system complications may cause oversensing or noise. Improvement implemented.
8. **Low-voltage capacitor**— *June 23, 2006 and August 24, 2006 Voluntary Physician Advisory.* Premature battery depletion, no output, no interrogation. Failed low-voltage capacitor. Improvement implemented.
9. **Crystal timing component Failure Mode 1**— *September 22, 2005 Voluntary Physician Advisory.* Intermittent or permanent loss of pacing output without warning, intermittent or permanent loss of telemetry, reversion to VVI mode or appearance of a reset warning message upon interrogation. Foreign material within a crystal timing component. Improvement implemented.
10. **Crystal timing component Failure Mode 2**— *September 22, 2005 Voluntary Physician Advisory.* At implant procedure or during pre-implant testing: Intermittent or permanent loss of pacing output without warning, intermittent or permanent loss of telemetry, reversion to VVI mode, or appearance of a reset warning message upon interrogation. Microscopic particle within a crystal timing component. Three failures have been reported following confirmation of successful implantation. No currently distributed devices are subject to this peri-implant failure mode. Improvement implemented.
11. **Longevity labeling**— Battery longevity inconsistent with longevity labeling. Device battery status indicators are accurate and no loss of therapy has been reported.
12. **Solder bond**— Loss of device output, loss of sensing. Separation of component solder from substrate. Improvement implemented.
13. **Integrated circuit**— Power on Reset state, loss of telemetry, safety mode operation or loss of output. Failed digital integrated circuit.
14. **Capacitor**— Premature battery depletion, inability to interrogate. Damage to low-voltage capacitor.
15. **Capacitor**— No telemetry, no pacing, premature battery depletion. Gradual, premature battery depletion most common; in rare instances, rapid depletion occurred with no therapy available. Failed low-voltage capacitor.
16. **Capacitor array**— Loss of device output, loss of capture, inability to accurately measure charge times causing elective replacement indicator declaration. Damage to capacitor array. Improvement implemented.
17. **Integrated circuit**— No telemetry, premature battery depletion. Integrated circuit issue within high-voltage transistor.
18. **Battery depletion**— Premature battery depletion and loss of capture.
19. **Seal plug**— Non-cardiac signals on electrograms leading to inhibition of pacing and/or inappropriate shock delivery. Damaged seal plug. Improvement implemented.
20. **Header**— High impedance, compromised header bonding identified during lead revision procedures. Insufficient medical adhesive bonding between header and case. Improvement implemented.
21. **Magnet response**— No magnet response. Particulate material in component. Improvement implemented.
22. **Battery depletion**— Premature battery depletion.
23. **Memory error**— Device resets (including pacing at reset parameters) and inability to interrogate. Errors in device memory.
24. **Transformer**— Charge time alert message and/or end of life (EOL) indicator displayed, loss of shock therapy. Damaged transformer. Improvement implemented.
25. **Setscrew block**— No pacing or pauses in pacing, intermittent or lack of setscrew contact with lead. Incorrect setscrew block. Improvement implemented.
26. **Battery depletion**— Loss of therapy, inability to interrogate, no magnet response, premature battery depletion.

27. **Solder bond**— Inability to interrogate, no magnet response, no pacing output. Broken solder bond between wire mounting surface and internal circuitry. Improvement implemented.
28. **Stored EGMs**— Inability to view stored EGMs. Incorrect EGM index location.
29. **Battery post**— Inability to interrogate, no pacing output. Bent battery post. Improvement implemented.
30. **Integrated circuit**— Premature battery depletion, loss of pacing output, inability to interrogate, loss of sensing, high-rate pacing, loss of shock therapy. Damage to integrated circuit. Improvement implemented.
31. **Alert messages**— During programmer interactions, alert messages appear which are able to be cleared. In one case, an alert message occurred with two memory errors after multiple device resets.
32. **Setscrew**— Inability to tighten or loosen setscrews during implant or replacement procedure due to process variability. Improvement implemented.
33. **Seal plug**— Lifted or missing seal plugs. Inadequate medical adhesive bond. Improvement implemented
34. **Underestimation of battery status**— Underestimation of remaining longevity due to invalid charge time measurement. Improvement implemented.
35. **Interrupted telemetry**— Early appearance of Elective Replacement Time (ERT) indicator, unexpected impedance measurements (>2500 ohms). Interruption in telemetry sequence during software upgrade. Improvement implemented.
36. **Pacing rate limit**— Inability to interrogate. Inappropriate pacing due to feature interaction. Improvement implemented.
37. **Solder joint**— Inappropriate shocks, beeping, fallback mode, errors or inability to interrogate or program. Cracked solder joint due to repetitive mechanical stress-induced component damage, only when implanted subpectorally with serial number facing the ribs.
38. **Transformer**— Inability to interrogate, loss of pacing and shock therapy. Failed transformer.
39. **Connector block**— Connector block can be moved out of alignment or displaced from header. Prolonged implant procedure, high impedance, no pacing, no sensing. Improvement implemented.
40. **Seal plug**— Non-cardiac signals on electrograms may result in loss of pacing or inappropriate shocks. Seal plug allows air in lead port to escape.
41. **Difficulty securing lead**— Noise, high impedance, inappropriate shocks or loss of therapy due to crossthreaded setscrews, intermittent or lack of contact between lead and header. Improvement implemented.
42. **Safety Core-electrocautery**— During electrocautery, device may enter Safety Core. Circuitry response to noise caused by electrocautery. Improvement implemented.
43. **High-voltage capacitor**— Alert message upon interrogation, extended charge time. Damaged high voltage capacitor.
44. **Magnet rate**— During interrogation, magnet rate remains after removal of magnet. Reed switch stuck in closed position. Improvement implemented.
45. **Header contacts**— Noise, oversensing, inappropriate shock, high pacing impedance, possible loss of pacing and sensing. Poor header connection with lead terminals due to contacts.
46. **Safety Core-programming**— Device enters Safety Core after three consecutive invalid programming attempts, due to firmware issue. Improvement implemented.
47. **Low-voltage capacitors**— Premature battery depletion, voltage alert during followup, device beeping. Capacitor failure.
48. **Alert messages not displayed post-EOL**— No alert message display after EOL declaration. Improvement implemented.
49. **Battery status**— Longevity remaining, battery status, gas gauge and/or magnet rate do not align or are inconsistent.
50. **Integrated circuit**— Loss of telemetry, premature battery depletion, alert message during followup. Integrated circuit issue. Improvement implemented.
51. **Memory errors**— Safety mode operation, inaccurately labeled pacing data. Errors in device memory
52. **High voltage circuit**— Alert message after implant, loss of shock therapy. Failed output module.
53. **Battery**— Beeping tones and alert message upon interrogation. Reduced battery voltage. Improvement implemented.
54. **Low-voltage capacitor**— Alert message during followup, beeping tones, premature battery depletion. Diminished low voltage capacitor performance. Improvement implemented.
55. **Shortened replacement time 2018 November 2018 Voluntary Physician Advisory**. Premature, gradual depletion of battery; in rare instances, rapid depletion with no therapy available. Improvement implemented.
56. **Telemetry**— Inability to interrogate, premature battery depletion.
57. **Unintended Battery Depletion Alert**— Beeping tones, Battery Depletion alert during followup despite normal battery depletion. Alert may be cleared without impact to battery status or therapy availability. Improvement implemented.
58. **High voltage circuit**— Long charge time at implant, inability to interrogate, loss of pacing and shock therapy. Improvement implemented.
59. **Respiratory sensor**— Temporary increase or decrease in pacing rate as a result of respiratory sensor response to non-respiratory signals. No loss of pacing output.
60. **Titanium case material**— Noise, oversensing, abnormal pacing impedance, loss of capture, premature battery depletion. Titanium case material creating a higher than normal current drain condition. Improvement implemented.
61. **Charge Timeout Alert**— Beeping tones, programmer warning screen, abnormal shock impedance. Charge timeout alert.
62. **High voltage circuit component**— Charge time alert message and/or Elective Replacement indicator (ERI) displayed, beeping tones. High voltage circuit component. Improvement implemented.
63. **Integrated circuit**— Abnormal lead impedance, no telemetry, premature battery depletion. Integrated circuit issue within high-voltage transistor Improvement implemented



64. **Safety Core-unintended biventricular pacing**— *Dec 2017 Voluntary Physician Advisory*. Device enters Safety Core after detecting unintended asynchronous biventricular pacing due to software issue.
65. **Memory corruption** - *Jun 2017 Voluntary Physician Advisory*. Atypical energy delivery, error messages upon interrogation, loss of tachy therapy. Memory corruption. Improvement implemented.
67. **Capacitor**— Premature battery depletion. Diminished low voltage capacitor performance.
68. **Telemetry**— Alert message during followup, inability to interrogate, premature battery depletion, loss of pacing therapy. Telemetry component.
69. **Low-voltage capacitor**— Alert message during followup, beeping tones, premature battery depletion.
70. **Hydrogen induced premature depletion - September 2018** - *September 2018 Voluntary Physician Advisory*. Premature battery depletion. Diminished low voltage capacitor performance.
71. **Battery** – Premature, gradual depletion of battery; in rare instances, rapid depletion with no therapy available. Improvement implemented.
72. **Capacitor**— Premature battery depletion. Diminished capacitor performance
73. **Misaligned markers**— Stored episode markers do not match recorded EGM.
74. **Header**— Noise, oversensing, inappropriate shocks, pacing inhibition, high impedance when implanted subcutaneously. Weakened bond between header and titanium case. Improvement Implemented.
75. **High voltage capacitor**— Charge time alert message, end of life (EOL) indicator displayed, beeping tones. Loss of tachy therapy without loss of brady therapy. Internal high-voltage capacitor issue. Improvement implemented.
76. **Internal insulation**— Beeping tones, loss of telemetry, premature battery depletion, loss of tachy therapy. Internal insulation issue.

## Before/During Implant Procedure - Worldwide Malfunctions: Pulse Generators

This section of the report depicts the number of product malfunctions that occurred worldwide either before implant (prior to opening the sterile product packaging) or during implant (once the sterile product packaging has been opened). In all cases, the product in question must be returned to Boston Scientific CRM and confirmed through laboratory analysis to have operated or exhibited a problem outside the specified performance limits established by Boston Scientific. Damage incurred during shipping/transit or due to external factors warned against in labeling (e.g. radiation) is not reported as device malfunction here.

The Electrical category is comprised of confirmed malfunctions involving electrical components such as batteries and capacitors, and also includes fault codes encountered at implant. The majority of before/during implant pulse generator confirmed malfunctions in the Mechanical category are issues occurring within the connector block (e.g. stuck setscrews, seal plug/ring issues). The Software category consists primarily of confirmed malfunctions that result in telemetry issues. Confirmed malfunctions in the Labeling and Packaging categories include product labeling/identification issues and damage to sterile packaging, respectively. The Other category is comprised of non-patterned confirmed malfunctions.

<b>CRT-D/Model</b>	Worldwide Distribution	Electrical	Mechanical	Software	Other	Labeling	Packaging
RESONATE/MOMENTUM/CHARISMA/VIGILANT CRT-D G124/G125/G126/G128/G138/G224/G225/G228/G237/G247/ G248/G324/G325/G347/G348/G424/G425/G426/G428/G437/ G447/G448/G524/G525/G526/G528/G537/G547/G548	30,000	0	1	0	4	0	0
AUTOGEN CRT-D G160/G161/G164/G166/G168/G172/G173/G175/ G177/G179	24,000	3	0	0	3	0	0
DYNAGEN/INOGEN/ORIGEN CRT-D G150/G151/G154/G156/G158/G140/G141/ G146/G148/G050/G051/G056/G058	94,000	3	2	4	15	0	0
<b>CRT-P/Model</b>	Worldwide Distribution	Electrical	Mechanical	Software	Other	Labeling	Packaging
VISIONIST/VALITUDE U125/U128//U225/U226/U228	52,000	5	0	1	3	0	0
INTUA V272/V273/V282/V283/W272/W273	3,000	0	0	0	0	0	0
INVIVE V172/V173/V182/V183/W172/W173	18,000	0	0	1	3	0	0
CONTAK RENEWAL TR 2 H140/H145	31,000	1	7	0	5	0	0

<b>ICD/Model</b>	Worldwide Distribution	Electrical	Mechanical	Software	Other	Labeling	Packaging
RESONATE/MOMENTUM/CHARISMA/VIGILANT ICD DR D121/D221/D233/D321/D333/D421/D433/D521/D533	11,000	0	0	2	1	0	0
RESONATE/MOMENTUM/CHARISMA/VIGILANT ICD VR D120/D220/D232/D320/D332/D420/D432/D520/D532	10,000	0	1	1	0	0	0
AUTOGEN ICD EL VR D160/D161/D174/D175	16,000	1	0	0	0	0	0
AUTOGEN ICD EL DR D162/D163/D176/D177	16,000	1	0	1	0	0	0
DYNAGEN/INOGEN/ORIGEN ICD EL VR D020/D021/D010/D011/D000/D001	50,000	1	0	3	3	0	0
DYNAGEN/INOGEN/ORIGEN ICD EL DR D020/D021/D010/D011/D000/D001	52,000	0	2	2	1	0	0
DYNAGEN/INOGEN/ORIGEN ICD MINI VR D020/D021/D010/D011/D000/D001	23,000	1	0	2	0	0	0
DYNAGEN/INOGEN/ORIGEN ICD MINI DR D022/D023/D012/D013/D002/D003	22,000	2	0	0	2	0	0

<b>S-ICD/Model</b>	Worldwide Distribution	Electrical	Mechanical	Software	Other	Labeling	Packaging
EMBLEM S-ICD A209/A219	56,000	0	0	2	41	0	0
SQ-RX S-ICD 1010	11,000	10	0	21	27	0	0

Pacemaker/Model	Worldwide Distribution	Electrical	Mechanical	Software	Other	Labeling	Packaging
ACCOLADE/PROPONENT/ESSENTIO DR EL J064/K064/K067/K084	160,000	5	1	4	8	0	0
ACCOLADE/PROPONENT/ESSENTIO DR J064/K064/K067/K084	301,000	2	0	4	17	0	0
ACCOLADE/PROPONENT/ESSENTIO SR L100/L110/L200/L210/L300/L310	108,000	1	0	1	14	0	0
ADVANTIO/INGENIO/VITALIO EL DR J064/J067/K064/K067/K084/K087/ J174/J177/K174/K177/K184/K187/ J274/J277/K274/K277/K284/K287	76,000	1	1	0	4	0	0
ADVANTIO/INGENIO/VITALIO/FORMIO DR J064/J067/K064/K067/K084/K087/J174/J177/ K174/K177/K184/K187/J274/J277/K274/K277/ K284/K287/J278/J279/K278/K279/K288/K289	219,000	4	0	1	15	0	0
ADVANTIO/INGENIO/VITALIO SR J062/J065/K062/K065/K082/K085/ J172/J175/K172/K175/K182/K185/ J272/J275/K272/K275/K282/K285	86,000	0	0	1	5	0	0

## U.S. Reason for Out of Service

As requested by the Heart Rhythm Society Task Force on Device Performance Policies and Guidelines, Boston Scientific provides reasons for device explant or out of service, if known. The reasons consist of normal battery depletion, unconfirmed premature battery depletion, device upgrade, device malfunction (which includes devices under advisory that have experienced a malfunction), complication related to another system component or clinical condition, (such as infection), or "other," a category consisting of patient death, prophylactic device explant, elective replacement, general product dissatisfaction, other observation/complication, unspecified, or unknown.

The counts for normal battery depletion, unconfirmed premature battery depletion, and device malfunction are reflected in the U.S. survival probability data. Reason for device explant or out of service may either be confirmed through laboratory analysis (as in the case of device malfunction) or it may be reported to Boston Scientific with no associated device return or laboratory analysis. Although a device may be indicated by the health care provider to have been taken out of service for more than one reason, the table below indicates only one reason per device in category counts.

<b>CRT-D/Model</b>	U.S. Registered Implants	Normal Battery Depletion	Device Upgrade	Device Malfunction <sup>1</sup>	Complication related to another system component or clinical condition <sup>2</sup>	Other <sup>3</sup>
<b>RESONATE/MOMENTUM/CHARISMA/VIGILANT CRT-D</b> G124/G125/G126/G128/G138/G224/G225/G228/G237/G247/G248/G324/G325/G347/G348/G424/G425/G426/G428/G437/G447/G448/G524/G525/G526/G528/G537/G547/G548	14000	0	27	1	111	359
<b>DYNAGEN/INOGEN/ORIGEN CRT-D</b> G050/G051/G056/G058/G140/G141/G146/G148/G150/G151/G154/G156/G158	62000	48	201	39	781	5497
<b>INCEPTA/ENERGEN/PUNCTUA CRT-D</b> N050/N051/N052/N053/N140/N141/N142/N143/N160/N161/N162/N163/N164/N165/P052/P053/P142/P143/ P162/P163/P165	53000	1136	298	667	832	14722
<b>COGNIS</b> N118/N119/N120/P106/P107/P108	75000	7339	307	2017	1621	36372
<b>CRT-P/Model</b>	U.S. Registered Implants	Normal Battery Depletion	Device Upgrade	Device Malfunction <sup>1</sup>	Complication related to another system component or clinical condition <sup>2</sup>	Other <sup>3</sup>
<b>VISIONIST/VALITUDE</b> U125/U128/U225/U226/U228	24000	22	409	16	153	2068
<b>INTUA</b> V272/V273/V282/V283/W272/W273	3000	30	56	2	24	536
<b>INVIVE</b> V172/V173/V182/V183/W172/W173	8000	160	115	5	45	2302
<b>CONTAK RENEWAL TR</b> H120/H125	19000	3857	194	67	206	10954

<b>S-ICD/Model</b>	U.S. Registered Implants	Normal Battery Depletion	Device Upgrade	Device Malfunction <sup>1</sup>	Complication related to another system component or clinical condition <sup>2</sup>	Other <sup>3</sup>
EMBLEM S-ICD A209, A219	27000	7	145	46	547	1566
SQ-RX S-ICD 1010	8000	322	116	80	235	1495

<b>ICD/Model</b>	U.S. Registered Implants	Normal Battery Depletion	Device Upgrade	Device Malfunction <sup>1</sup>	Complication related to another system component or clinical condition <sup>2</sup>	Other <sup>3</sup>
RESONATE/MOMENTUM/CHARISMA/VIGILANT ICD DR D121/D221/D233/D321/D333/D421/D433/D521/D533	6000	0	32	0	35	95
RESONATE/MOMENTUM/CHARISMA/VIGILANT ICD VR D120/D220/D232/D320/D332/D420/D432/D520/D532	4000	1	24	0	21	50
DYNAGEN/INOGEN/ORIGEN ICD EL DR D052/D053/D142/D143/D152/D153	37000	13	824	8	362	2072
DYNAGEN/INOGEN/ORIGEN ICD EL VR D050/D051/D140/D141/D150/D151	31000	9	751	12	293	1564
DYNAGEN/INOGEN/ORIGEN ICD MINI DR D002/D003/D012/D013/D022/D023	9000	27	188	10	87	922
DYNAGEN/INOGEN/ORIGEN ICD MINI VR D000/D001/D010/D011/D020/D021	8000	7	225	6	93	800
INCEPTA/ENERGEN/PUNCTUA ICD VR E050/E051/E140/E141/E160/E160/ F050/F051/F140/F141/F160/F161	39000	85	1414	587	482	7835
INCEPTA/ENERGEN/PUNCTUA ICD DR E052/E053/E142/E143/E162/E163/F052/F053/F142/F143/F162/F163	47000	91	1661	755	578	9793

<b>ICD/Model, continued...</b>	U.S. Registered Implants	Normal Battery Depletion	Device Upgrade	Device Malfunction <sup>1</sup>	Complication related to another system component or clinical condition <sup>2</sup>	Other <sup>3</sup>
TELIGEN VR E102/E103/F102/F103	38000	208	1344	1954	630	14931
TELIGEN DR E110/E111/F110/F111	66000	1634	2074	2773	1083	27054

<b>Pacemaker/Model</b>	U.S. Registered Implants	Normal Battery Depletion	Device Upgrade	Device Malfunction <sup>1</sup>	Complication related to another system component or clinical condition <sup>2</sup>	Other <sup>3</sup>
ACCOLADE/PROONENT/ESSENTIO DR EL L121/L131/L221/L231/L321/L331	66000	15	1119	51	276	2753
ACCOLADE/PROONENT/ESSENTIO DR L101/L111/L201/L211/L301/L311	150000	102	2241	123	702	10040
ACCOLADE/PROONENT/ESSENTIO SR L100/L110/L200/L210/L300/L310	29000	16	626	36	132	3518
ADVANTIO/INGENIO/VITALIO EL DR J064/J067/K064/K067/K084/K087/ J174/J177/K174/K177/K184/K187/ J274/J277/K274/K277/K284/K287	11000	6	293	8	45	1552
ADVANTIO/INGENIO/VITALIO/FORMIO DR J064/J067/K064/K067/K084/K087/J174/J177/ K174/K177/K184/K187/J274/J277/K274/K277/ K284/K287/J278/J279/K278/K279/K288/K289	121000	717	2485	78	492	26217
ADVANTIO/INGENIO/VITALIO SR J062/J065/K062/K065/K082/K085/ J172/J175/K172/K175/K182/K185/ J272/J275/K272/K275/K282/K285	27000	52	500	12	103	8761

<b>Pacemaker/Model, continued...</b>	<b>U.S. Registered Implants</b>	<b>Normal Battery Depletion</b>	<b>Device Upgrade</b>	<b>Device Malfunction<sup>1</sup></b>	<b>Complication related to another system component or clinical condition<sup>2</sup></b>	<b>Other<sup>3</sup></b>
ALTRUA 60 SR S601	32000	2077	406	16	142	16972
ALTRUA 60 DR (Downsize) S603	90000	19514	1113	92	461	36741
ALTRUA 60 DR S602	22000	2148	390	34	156	9050
ALTRUA 60 DR EL S606	59000	2205	1003	33	335	20427
ALTRUA 40 SR S401	5000	287	43	2	17	2747
ALTRUA 40 DR (downsize) S403	14000	3105	142	4	62	6138
ALTRUA 40 DR S402	2000	171	30	0	7	863
ALTRUA 40 DR EL S404	5000	203	63	3	32	2193
ALTRUA 20 SR S201/S204	5000	115	31	2	31	2802
ALTRUA 20 DR (downsize) S203	5000	637	39	0	30	2627
ALTRUA 20 DR S202/S205	2000	96	15	2	8	951
ALTRUA 20 DR EL S208	3000	63	36	2	9	1481
INSIGNIA Ultra SR 1190 <sup>4</sup>	24000	2990	230	47	147	17037
INSIGNIA Ultra DR 1291 <sup>4</sup>	32000	7114	462	205	251	17707
INSIGNIA Entra SR 1195/1198 <sup>4</sup>	14000	1187	91	8	53	11003
INSIGNIA Entra DR 1294/1295 <sup>4</sup>	17000	2469	163	74	134	11936
INSIGNIA Plus DR 1297 <sup>4</sup>	27000	6292	287	138	209	16517

<sup>1</sup> Device malfunction consists of all U.S. confirmed malfunctions for a product/product grouping. These include confirmed malfunctions for advisory populations, as well as any other type of malfunction in which a device was returned and confirmed by laboratory analysis to have malfunctioned.. U.S. confirmed malfunction counts are reflected in U.S. survival probability.

<sup>2</sup> System component and/or clinical condition complications may include, for example: infection, erosion, lead-to-PG interface.

<sup>3</sup> Other consists of: patient death, elective replacement, general product dissatisfaction, other observation/complication, unspecified, or unknown.

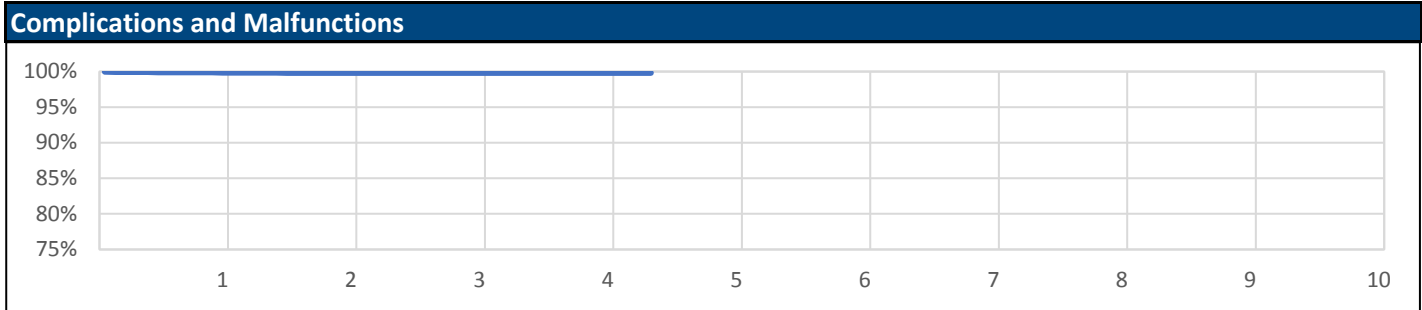
<sup>4</sup> Counts consist of Boston Scientific and Intermedics co-branded pacemaker data.



# ACUITY X4 Spiral L

Models: 4677/4678

US Summary			
US Registered Implants:	11,000	US Chronic Complications	15
US Approval Date:	February 2016	US Malfunctions:	-
US Estimated Active Implants:	10,000	Without Compromised Therapy:	-
		With Compromised Therapy:	-



US Survival Probability											
Year		1	2	3	4	5	6	7	8	9	10
Non-Advisory Population	Depletions and Malfunctions	99.9%	99.8%	99.8%	99.8%	99.8%	--	--	--	--	--
Registered Implants: 11000	Effective Sample Size	6733	3579	1167	298	217	--	--	--	--	--

@ 52 months

# ACUITY X4 Spiral L

Models: 4677/4678

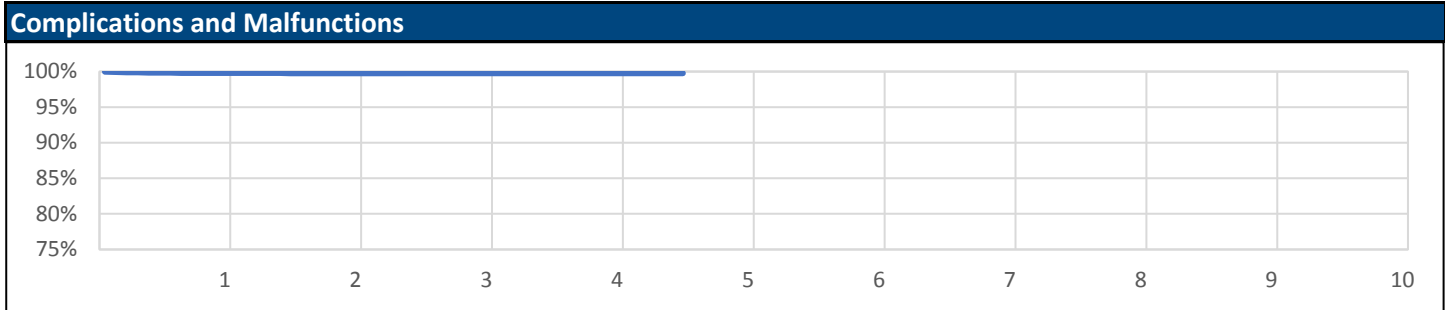
Worldwide Confirmed Malfunctions		1	
Worldwide Distribution		25,000	
	With Compromised Therapy	Without Compromised Therapy	Total
Other			
Non-patterned, other	0	1	1
<b>Grand Total</b>	<b>0</b>	<b>1</b>	<b>1</b>

References cited in table above [\(link\)](#)

# ACUITY X4 Spiral S

Models: 4674/4675

US Summary			
US Registered Implants:	28,000	US Chronic Complications	51
US Approval Date:	February 2016	US Malfunctions:	-
US Estimated Active Implants:	26,000	Without Compromised Therapy:	-
		With Compromised Therapy:	-



US Survival Probability											
Year		1	2	3	4	5	6	7	8	9	10
Non-Advisory Population	Depletions and Malfunctions	99.8%	99.8%	99.8%	99.8%	99.8%	--	--	--	--	--
Registered Implants: 28000	Effective Sample Size	17273	8946	2380	399	211	--	--	--	--	--

@ 54 months

# ACUITY X4 Spiral S

Models: 4674/4675

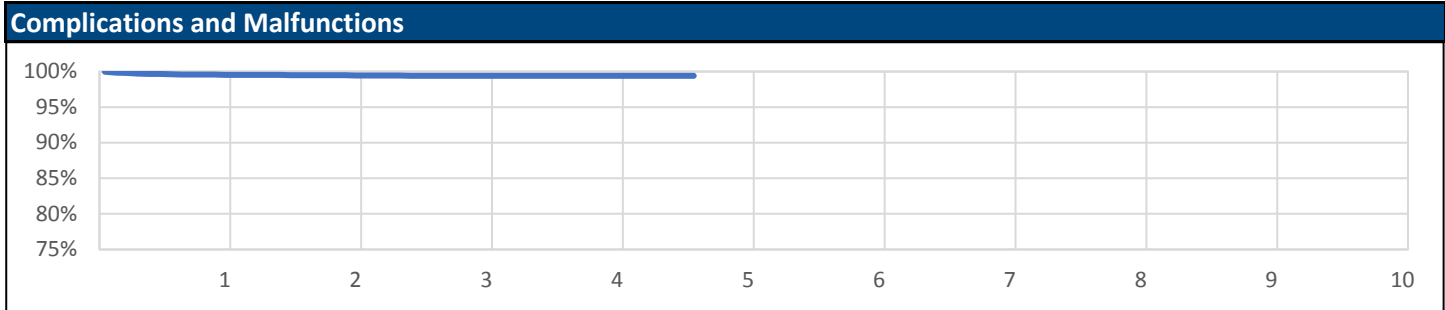
<b>Worldwide Confirmed Malfunctions</b>	<b>0</b>		
<b>Worldwide Distribution</b>	<b>59,000</b>		
	<b>Without Compromised Therapy</b>	<b>With Compromised Therapy</b>	<b>Total</b>
<b>Other</b>			
Non-patterned, other	0	0	0
<b>Grand Total</b>	<b>0</b>	<b>0</b>	<b>0</b>

References cited in table above ([link](#))

# ACUITY X4 Straight

Models: 4671/4672

US Summary			
US Registered Implants:	21,000	US Chronic Complications	88
US Approval Date:	February 2016	US Malfunctions:	-
US Estimated Active Implants:	19,000	Without Compromised Therapy:	-
		With Compromised Therapy:	-



US Survival Probability											
Year		1	2	3	4	5	6	7	8	9	10
Non-Advisory Population	Depletions and Malfunctions	99.5%	99.5%	99.4%	99.4%	99.4%	--	--	--	--	--
Registered Implants: 21000	Effective Sample Size	12208	6162	1481	362	202	--	--	--	--	--

@ 55 months

# ACUITY X4 Straight

Models: 4671/4672

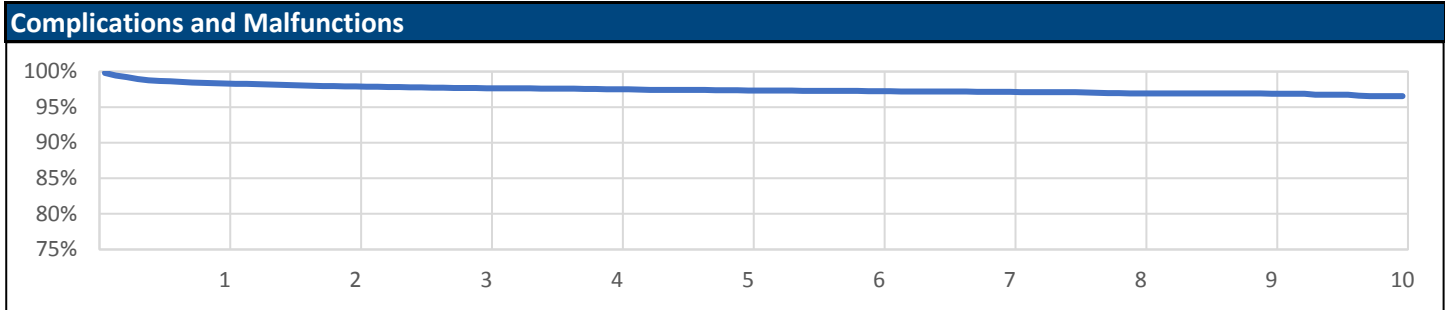
Worldwide Confirmed Malfunctions		0		
Worldwide Distribution		48,000		
	With Compromised Therapy	Without Compromised Therapy	Total	
Other				
Non-patterned, other	0	0	0	
<b>Grand Total</b>	<b>0</b>	<b>0</b>	<b>0</b>	

References cited in table above ([link](#))

# ACUITY Spiral

Models: 4591/4592/4593

US Summary			
US Registered Implants:	24,000	US Chronic Complications	550
US Approval Date:	May 2008	US Malfunctions:	8
US Estimated Active Implants:	13,000	Without Compromised Therapy:	4
		With Compromised Therapy:	4



US Survival Probability											
Year		1	2	3	4	5	6	7	8	9	10
Non-Advisory Population	Depletions and Malfunctions	98.3%	97.9%	97.7%	97.5%	97.3%	97.2%	97.1%	96.9%	96.9%	96.5%
Registered Implants: 24000	Effective Sample Size	19597	17268	15208	12995	10547	8004	5755	3894	2256	1042

# ACUITY Spiral

Models: 4591/4592/4593

<b>Worldwide Confirmed Malfunctions</b>	<b>8</b>		
<b>Worldwide Distribution</b>	<b>45,000</b>		
	<b>With Compromised Therapy</b>	<b>Without Compromised Therapy</b>	<b>Total</b>
<b>Other</b>			
Non-patterned, other	4	4	8
<b>Grand Total</b>	<b>4</b>	<b>4</b>	<b>8</b>

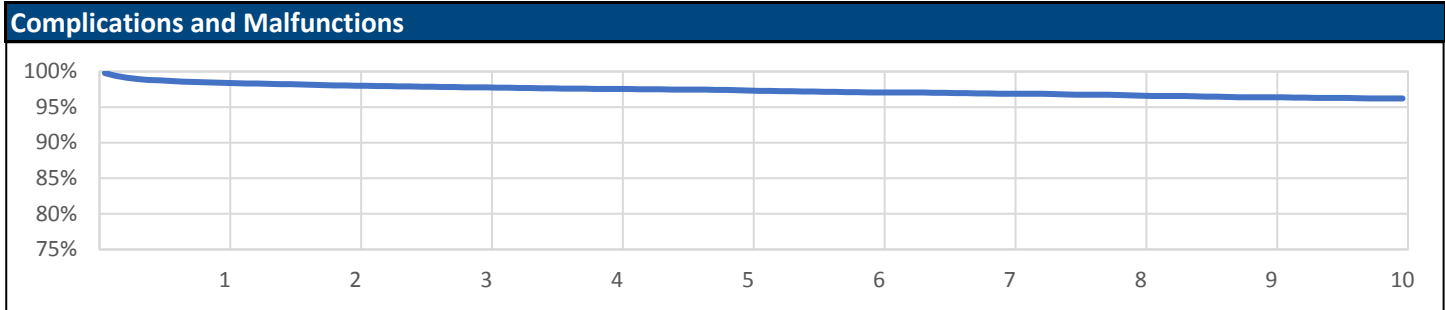
References cited in table above [\(link\)](#)



# ACUITY Steerable

Models: 4554/4555/4556

US Summary			
US Registered Implants:	29,000	US Chronic Complications	717
US Approval Date:	May 2008	US Malfunctions:	33
US Estimated Active Implants:	14,000	Without Compromised Therapy:	12
		With Compromised Therapy:	21



US Survival Probability											
Year		1	2	3	4	5	6	7	8	9	10
Non-Advisory Population	Depletions and Malfunctions	98.4%	98.0%	97.8%	97.6%	97.3%	97.1%	96.9%	96.6%	96.4%	96.2%
Registered Implants: 29000	Effective Sample Size	24549	21930	19593	17211	14530	11567	9068	6875	4879	3037

# ACUITY Steerable

Models: 4554/4555/4556

<b>Worldwide Confirmed Malfunctions</b>	<b>57</b>		
<b>Worldwide Distribution</b>	<b>65,000</b>		
	<b>With Compromised Therapy</b>	<b>Without Compromised Therapy</b>	<b>Total</b>
<b>Conductor</b>			
Extracardiac fracture (34)	28	8	36
<b>Other</b>			
Non-patterned, other	10	11	21
<b>Grand Total</b>	<b>38</b>	<b>19</b>	<b>57</b>

References cited in table above ([link](#))

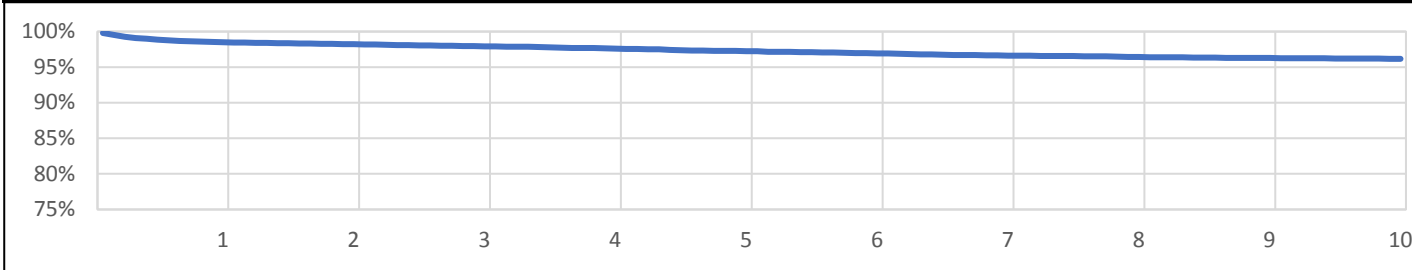
# EASYTRAK 3

Models: 4522/4524/4525/4527/4548/4549/4550

## US Summary

US Registered Implants:	22,000	US Chronic Complications	547
US Approval Date:	August 2004	US Malfunctions:	32
US Estimated Active Implants:	9,000	Without Compromised Therapy:	9
		With Compromised Therapy:	23

## Complications and Malfunctions



## US Survival Probability

Year		1	2	3	4	5	6	7	8	9	10
Non-Advisory Population	Depletions and Malfunctions	98.5%	98.2%	97.9%	97.6%	97.2%	96.9%	96.6%	96.4%	96.3%	96.2%
Registered Implants: 22000	Effective Sample Size	18289	16336	14596	12854	10980	9017	7284	5913	4777	3771

# EASYTRAK 3

Models: 4522/4524/4525/4527/4548/4549/4550

<b>Worldwide Confirmed Malfunctions</b>	<b>52</b>
<b>Worldwide Distribution</b>	<b>43,000</b>

	<b>With Compromised Therapy</b>	<b>Without Compromised Therapy</b>	<b>Total</b>
<b>Conductor</b>			
Extracardiac fracture (34)	28	6	34
<b>Other</b>			
Non-patterned, other	7	11	18
<b>Grand Total</b>	<b>35</b>	<b>17</b>	<b>52</b>

References cited in table above ([link](#))

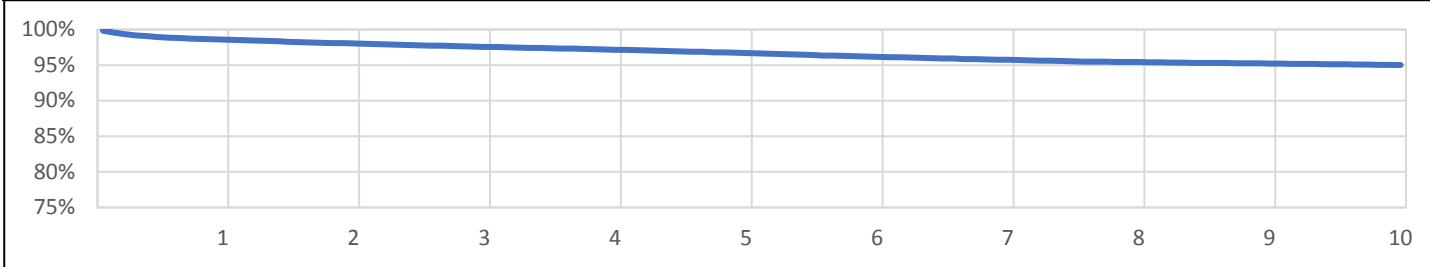
# EASYTRAK 2

Models: 4515/4517/4518/4520/4542/4543/4544

## US Summary

US Registered Implants:	97,000	US Chronic Complications	2,824
US Approval Date:	August 2004	US Malfunctions:	391
US Estimated Active Implants:	37,000	Without Compromised Therapy:	132
		With Compromised Therapy:	259

## Complications and Malfunctions



## US Survival Probability

Year	1	2	3	4	5	6	7	8	9	10
Non-Advisory Population	Depletions and Malfunctions									
	98.6%	98.0%	97.6%	97.2%	96.7%	96.2%	95.7%	95.4%	95.2%	95.0%
Registered Implants: 97000	Effective Sample Size									
	82347	73334	65255	57207	48861	40463	33150	26876	21076	15990

# EASYTRAK 2

Models: 4515/4517/4518/4520/4542/4543/4544

<b>Worldwide Confirmed Malfunctions</b>		<b>534</b>	
<b>Worldwide Distribution</b>		<b>179,000</b>	
	<b>With Compromised Therapy</b>	<b>Without Compromised Therapy</b>	<b>Total</b>
<b>Conductor</b>			
Conductor fracture (25)	329	136	465
<b>Other</b>			
Non-patterned, other	39	30	69
<b>Grand Total</b>	<b>368</b>	<b>166</b>	<b>534</b>

References cited in table above ([link](#))

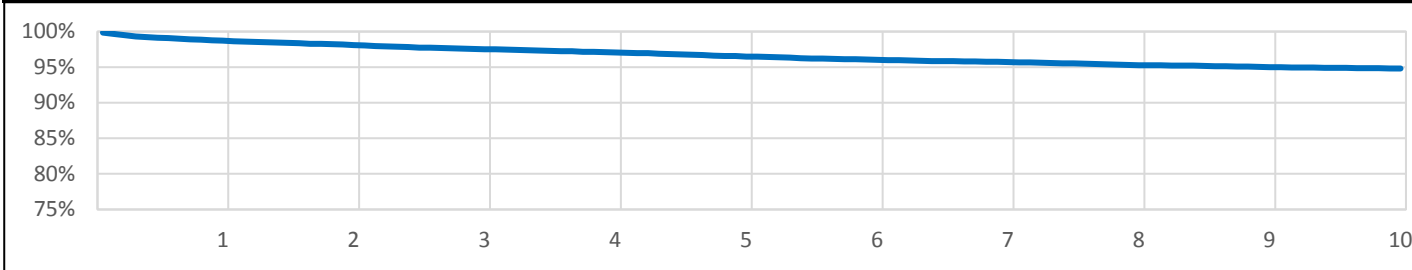
# EASYTRAK

Models: 4510/4511/4512/4513/4535/4536/4537/4538

## US Summary

US Registered Implants:	38,000	US Chronic Complications	1,123
US Approval Date:	May 2002	US Malfunctions:	94
US Estimated Active Implants:	6,000	Without Compromised Therapy:	9
		With Compromised Therapy:	85

## Complications and Malfunctions



## US Survival Probability

Year	1	2	3	4	5	6	7	8	9	10
Non-Advisory Population	Depletions and Malfunctions									
	98.7%	98.1%	97.5%	97.1%	96.5%	96.0%	95.7%	95.3%	95.0%	94.8%
Registered Implants: 38000	Effective Sample Size									
	30337	26096	22402	19269	16460	14090	12094	10541	9325	8308

# EASYTRAK

Models: 4510/4511/4512/4513/4535/4536/4537/4538

<b>Worldwide Confirmed Malfunctions</b>	<b>106</b>
<b>Worldwide Distribution</b>	<b>53,000</b>

	<b>With Compromised Therapy</b>	<b>Without Compromised Therapy</b>	<b>Total</b>
<b>Other</b>			
Non-patterned, other	96	10	106
<b>Grand Total</b>	<b>96</b>	<b>10</b>	<b>106</b>

References cited in table above [\(link\)](#)



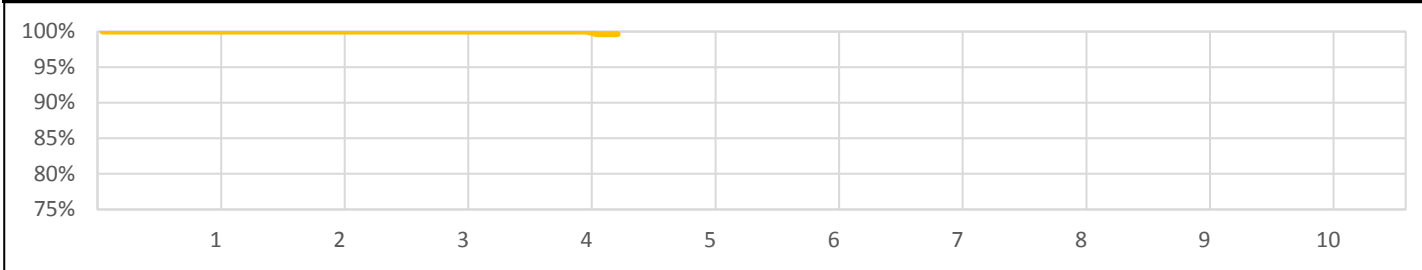
# ENDOTAK RELIANCE 4-FRONT Dual Coil Active Fixation

Models: 0658/0695/0696

## US Summary

US Registered Implants:	1,000	US Chronic Complications	1
US Approval Date:	May 2018	US Malfunctions:	-
US Estimated Active Implants:	1,000	Without Compromised Therapy:	-
		With Compromised Therapy:	-

## Complications and Malfunctions



## US Survival Probability

Year		1	2	3	4	5	6	7	8	9	10
Non-Advisory Population	Depletions and Malfunctions	100.0%	100.0%	100.0%	100.0%	99.6%	--	--	--	--	--
Registered Implants: 1000	Effective Sample Size	550	497	461	299	219	--	--	--	--	--

@ 51 months

# ENDOTAK RELIANCE 4-FRONT Dual Coil Active Fixation

Models: 0658/0695/0696

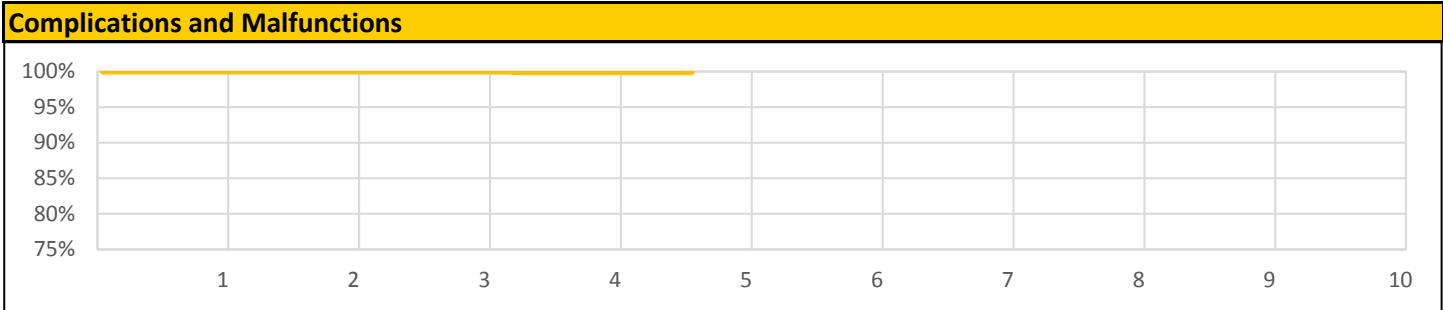
<b>Worldwide Confirmed Malfunctions</b>	<b>3</b>		
<b>Worldwide Distribution</b>	<b>15,000</b>		
	<b>With Compromised Therapy</b>	<b>Without Compromised Therapy</b>	<b>Total</b>
<b>Other</b>			
Non-patterned, other	3	0	3
<b>Grand Total</b>	<b>3</b>	<b>0</b>	<b>3</b>

References cited in table above [\(link\)](#)

# ENDOTAK RELIANCE 4-FRONT Single Coil Active Fixation

Models: 0657/0692/0693

US Summary			
US Registered Implants:	1,000	US Chronic Complications	1
US Approval Date:	May 2018	US Malfunctions:	-
US Estimated Active Implants:	1,000	Without Compromised Therapy:	-
		With Compromised Therapy:	-



US Survival Probability											
Year		1	2	3	4	5	6	7	8	9	10
Non-Advisory Population	Depletions and Malfunctions	100.0%	100.0%	100.0%	99.9%	99.9%	--	--	--	--	--
	Effective Sample Size	1261	1132	1015	601	224	--	--	--	--	--

@ 55 months

Registered Implants: 1000

# ENDOTAK RELIANCE 4-FRONT Single Coil Active Fixation

Models: 0657/0692/0693

<b>Worldwide Confirmed Malfunctions</b>	<b>36</b>
<b>Worldwide Distribution</b>	<b>70,000</b>

	<b>With Compromised Therapy</b>	<b>Without Compromised Therapy</b>	<b>Total</b>
<b>Conductor</b>			
Conductor cable fracture (38)	15	0	15
<b>Other</b>			
Non-patterned, other	18	3	21
<b>Grand Total</b>	<b>33</b>	<b>3</b>	<b>36</b>

References cited in table above [\(link\)](#)

# ENDOTAK RELIANCE 4-FRONT Dual Coil Passive Fixation

Models: 0655/0685/0686

<b>Worldwide Confirmed Malfunctions</b>	<b>0</b>		
<b>Worldwide Distribution</b>	<b>1,000</b>		
	<b>With Compromised Therapy</b>	<b>Without Compromised Therapy</b>	<b>Total</b>
<b>Other</b>			
Non-patterned, other	0	0	0
<b>Grand Total</b>	<b>0</b>	<b>0</b>	<b>0</b>

References cited in table above [\(link\)](#)

# ENDOTAK RELIANCE 4-FRONT Single Coil Passive Fixation

Models: 0654/0682/0683

<b>Worldwide Confirmed Malfunctions</b>	<b>1</b>
<b>Worldwide Distribution</b>	<b>4,000</b>

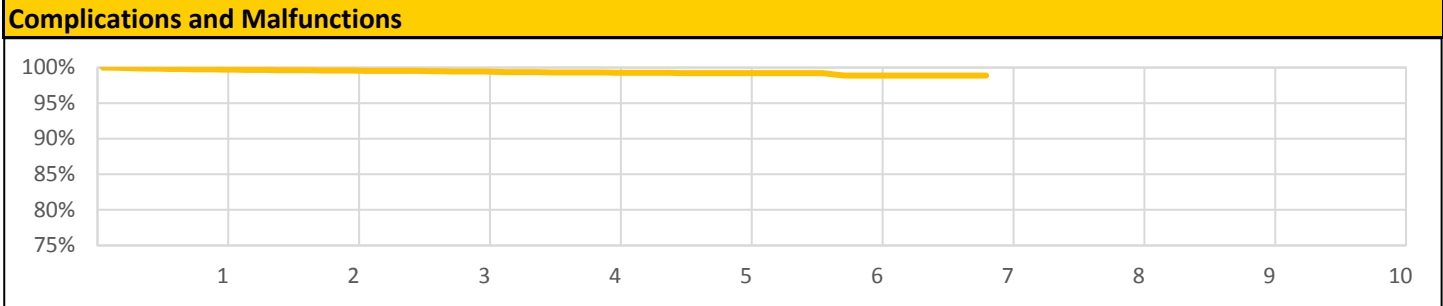
	<b>Without Compromised Therapy</b>	<b>With Compromised Therapy</b>	<b>Total</b>
<b>Conductor</b>			
Conductor cable fracture (38)	1	0	1
<b>Grand Total</b>	<b>1</b>	<b>0</b>	<b>1</b>

References cited in table above [\(link\)](#)

# EMBLEM/Q-TRAK S-ICD Electrode

Models: 3010/3401/3501

US Summary			
US Registered Implants:	34,000	US Chronic Complications	127
US Approval Date:	September 2012	US Malfunctions:	12
US Estimated Active Implants:	29,000	Without Compromised Therapy:	1
		With Compromised Therapy:	11



US Survival Probability											
Year		1	2	3	4	5	6	7	8	9	10
Non-Advisory Population	Depletions and Malfunctions	99.7%	99.6%	99.4%	99.3%	99.2%	98.9%	98.9%	--	--	--
Registered Implants: 34000	Effective Sample Size	23325	15533	9423	4504	1637	471	327	--	--	--

@ 82 months

# EMBLEM/Q-TRAK S-ICD Electrode

Models: 3010/3401/3501

Worldwide Confirmed Malfunctions		28	
Worldwide Distribution		65,000	
	With Compromised Therapy	Without Compromised Therapy	Total
<b>Conductor</b>			
Electrode conductor fracture (42)	2	1	3
<b>Crimp/Weld/Bond</b>			
Weld fracture (37)	3	0	3
<b>Other</b>			
Non-patterned, other	21	1	22
<b>Grand Total</b>	<b>26</b>	<b>2</b>	<b>28</b>

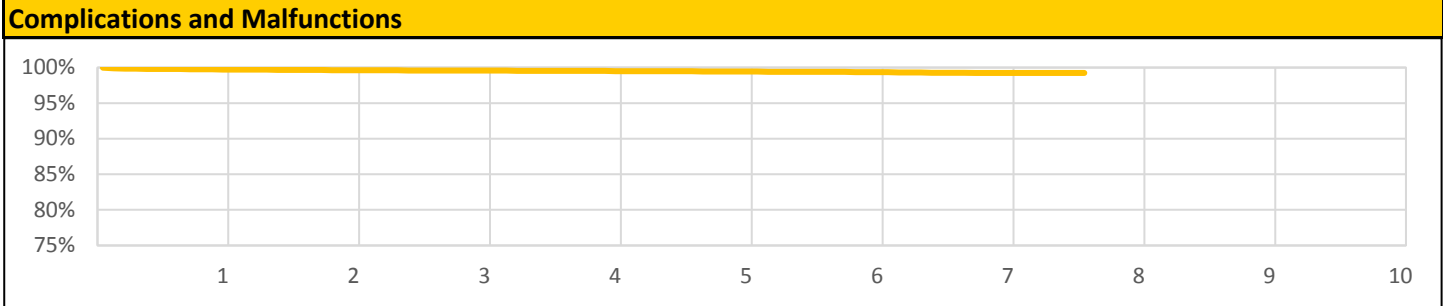
References cited in table above [\(link\)](#)



# ENDOTAK RELIANCE 4-Site Dual Coil, Active Fixation

Models: 0275/0276/0295/0296

US Summary			
US Registered Implants:	74,000	US Chronic Complications	298
US Approval Date:	November 2010	US Malfunctions:	26
US Estimated Active Implants:	61,000	Without Compromised Therapy:	4
		With Compromised Therapy:	22



US Survival Probability											
Year		1	2	3	4	5	6	7	8	9	10
Non-Advisory Population	Depletions and Malfunctions	99.7%	99.6%	99.6%	99.5%	99.4%	99.3%	99.2%	99.2%	--	--
Registered Implants: 74000	Effective Sample Size	60609	49018	38650	29210	19798	10972	2820	252	--	--

@ 91 months

# ENDOTAK RELIANCE 4-Site Dual Coil, Active Fixation

Models: 0275/0276/0295/0296

<b>Worldwide Confirmed Malfunctions</b>	<b>58</b>
<b>Worldwide Distribution</b>	<b>117,000</b>

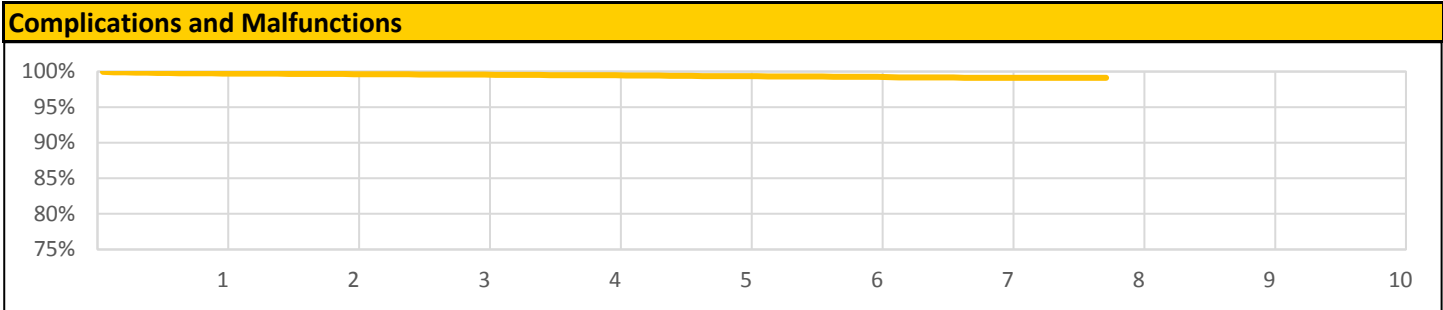
	<b>With Compromised Therapy</b>	<b>Without Compromised Therapy</b>	<b>Total</b>
<b>Conductor</b>			
Conductor fracture (24)	1	0	1
<b>Other</b>			
Non-patterned, other	46	11	57
<b>Grand Total</b>	<b>47</b>	<b>11</b>	<b>58</b>

References cited in table above [\(link\)](#)

# ENDOTAK RELIANCE 4-Site Single Coil, Active Fixation

Models: 0292/0293

US Summary			
US Registered Implants:	116,000	US Chronic Complications	436
US Approval Date:	November 2010	US Malfunctions:	24
US Estimated Active Implants:	103,000	Without Compromised Therapy:	1
		With Compromised Therapy:	23



US Survival Probability											
Year		1	2	3	4	5	6	7	8	9	10
Non-Advisory Population	Depletions and Malfunctions	99.7%	99.6%	99.6%	99.5%	99.3%	99.2%	99.1%	99.1%	--	--
Registered Implants: 116000	Effective Sample Size	88083	60960	41161	25595	13749	5967	1394	370	--	--

@ 95 months

# ENDOTAK RELIANCE 4-Site Single Coil, Active Fixation

Models: 0292/0293

<b>Worldwide Confirmed Malfunctions</b>	<b>55</b>
<b>Worldwide Distribution</b>	<b>176,000</b>

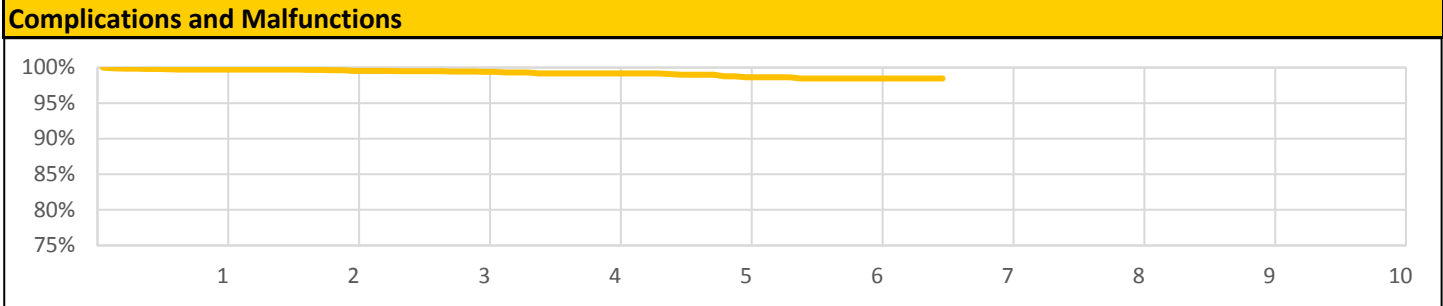
	<b>Without Compromised Therapy</b>	<b>With Compromised Therapy</b>	<b>Total</b>
<b>Conductor</b>			
Conductor fracture (24)	4	0	4
<b>Other</b>			
Non-patterned, other	48	3	51
<b>Grand Total</b>	<b>52</b>	<b>3</b>	<b>55</b>

References cited in table above [\(link\)](#)

# ENDOTAK RELIANCE 4-Site Dual Coil, Passive Fixation

Models: 0265/0266/0285/0286

US Summary			
US Registered Implants:	3,000	US Chronic Complications	24
US Approval Date:	Novemeber 2010	US Malfunctions:	-
US Estimated Active Implants:	3,000	Without Compromised Therapy:	-
		With Compromised Therapy:	-



US Survival Probability											
Year		1	2	3	4	5	6	7	8	9	10
Non-Advisory Population	Depletions and Malfunctions	99.7%	99.6%	99.4%	99.2%	98.6%	98.5%	98.5%	--	--	--
Registered Implants: 3000	Effective Sample Size	2601	2110	1657	1246	759	372	219	--	--	--

@ 78 months

# ENDOTAK RELIANCE 4-Site Dual Coil, Passive Fixation

Models: 0265/0266/0285/0286

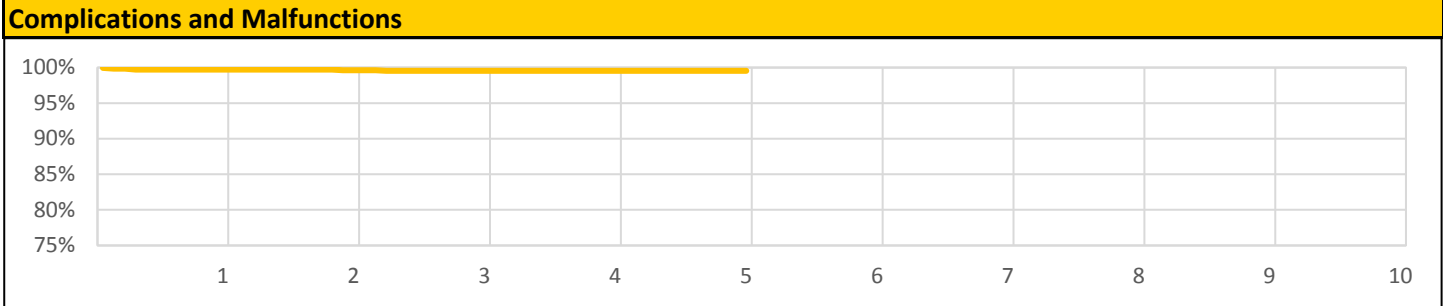
<b>Worldwide Confirmed Malfunctions</b>	<b>0</b>		
<b>Worldwide Distribution</b>	<b>10,000</b>		
	<b>Without Compromised Therapy</b>	<b>With Compromised Therapy</b>	<b>Total</b>
<b>Other</b>			
Non-patterned, other	0	0	0
<b>Grand Total</b>	<b>0</b>	<b>0</b>	<b>0</b>

References cited in table above [\(link\)](#)

# ENDOTAK RELIANCE 4-Site Single Coil, Passive Fixation

Models: 0282/0283

US Summary			
US Registered Implants:	2,000	US Chronic Complications	8
US Approval Date:	November 2010	US Malfunctions:	2
US Estimated Active Implants:	2,000	Without Compromised Therapy:	-
		With Compromised Therapy:	2



US Survival Probability											
Year		1	2	3	4	5	6	7	8	9	10
Non-Advisory Population	Depletions and Malfunctions	99.7%	99.6%	99.5%	99.5%	99.5%	--	--	--	--	--
Registered Implants: 2000	Effective Sample Size	1713	1160	747	426	207	--	--	--	--	--

@ 60 months

# ENDOTAK RELIANCE 4-Site Single Coil, Passive Fixation

Models: 0282/0283

<b>Worldwide Confirmed Malfunctions</b>	<b>4</b>		
<b>Worldwide Distribution</b>	<b>6,000</b>		
	<b>With Compromised Therapy</b>	<b>Without Compromised Therapy</b>	<b>Total</b>
<b>Other</b>			
Non-patterned, other	3	1	4
<b>Grand Total</b>	<b>3</b>	<b>1</b>	<b>4</b>

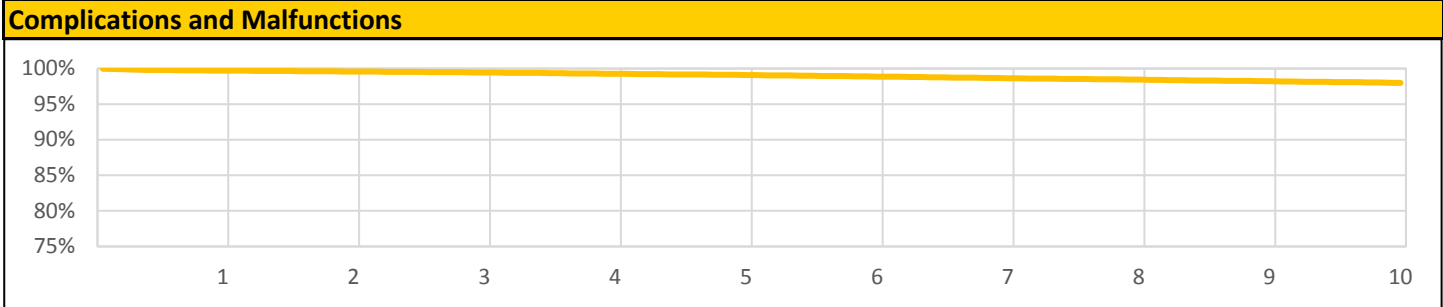
References cited in table above [\(link\)](#)



# ENDOTAK RELIANCE Dual Coil, Active Fixation

Models: 0157/0158/0159/0164/0165/0166/0167/0184/0185/0186/0187

US Summary			
US Registered Implants:	287,000	US Chronic Complications	3,253
US Approval Date:	July 2002	US Malfunctions:	366
US Estimated Active Implants:	121,000	Without Compromised Therapy:	119
		With Compromised Therapy:	247



US Survival Probability											
Year		1	2	3	4	5	6	7	8	9	10
Non-Advisory Population	Depletions and Malfunctions	99.7%	99.6%	99.4%	99.3%	99.1%	98.9%	98.6%	98.5%	98.2%	98.0%
Registered Implants: 287000	Effective Sample Size	251720	225817	202657	181468	162024	143931	126807	105563	83460	63544

# ENDOTAK RELIANCE Dual Coil, Active Fixation

Models: 0157/0158/0159/0164/0165/0166/0167/0184/0185/0186/0187

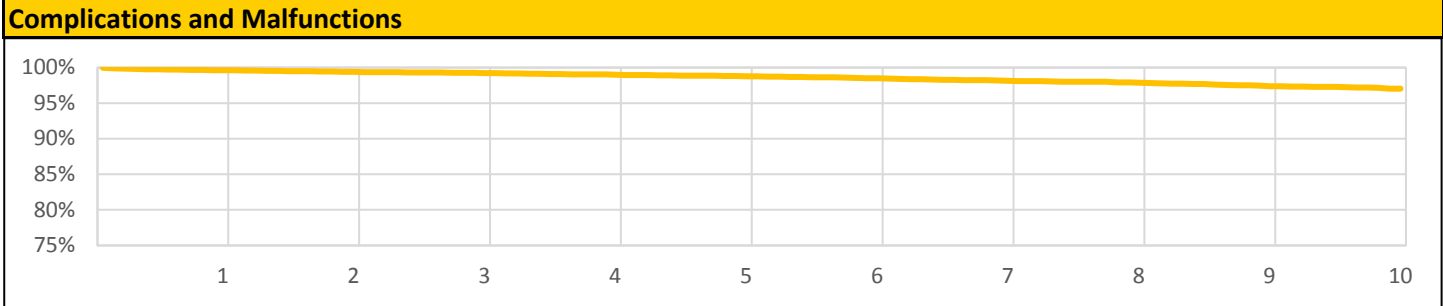
Worldwide Confirmed Malfunctions		561	
Worldwide Distribution		379,000	
	With Compromised Therapy	Without Compromised Therapy	Total
<b>Conductor</b>			
Conductor fracture (24)	103	0	103
<b>Crimp/Weld/Bond</b>			
Seal rings (5)	2	2	4
<b>Other</b>			
Non-patterned, other	257	197	454
<b>Grand Total</b>	<b>362</b>	<b>199</b>	<b>561</b>

References cited in table above ([link](#))

# ENDOTAK RELIANCE Single Coil, Active Fixation

Models: 0137/0138/0160/0161/0162/0180/0181/0182

US Summary			
US Registered Implants:	33,000	US Chronic Complications	376
US Approval Date:	October 2000	US Malfunctions:	78
US Estimated Active Implants:	21,000	Without Compromised Therapy:	22
		With Compromised Therapy:	56



US Survival Probability											
Year		1	2	3	4	5	6	7	8	9	10
Non-Advisory Population	Depletions and Malfunctions	99.6%	99.4%	99.2%	99.0%	98.8%	98.5%	98.1%	97.9%	97.4%	97.0%
Registered Implants: 33000	Effective Sample Size	28450	25080	22036	18911	15721	12802	10205	6822	4034	2354

# ENDOTAK RELIANCE Single Coil, Active Fixation

Models: 0137/0138/0160/0161/0162/0180/0181/0182

<b>Worldwide Confirmed Malfunctions</b>	<b>189</b>
<b>Worldwide Distribution</b>	<b>73,000</b>

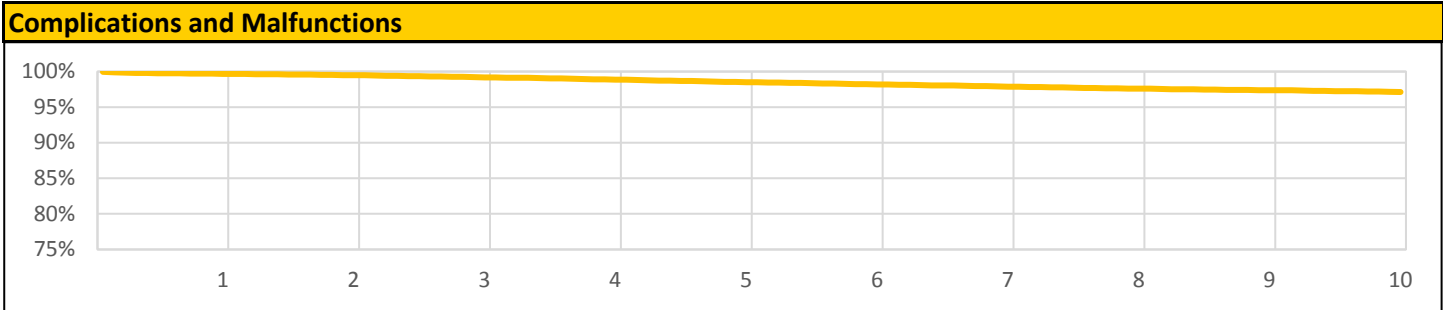
	<b>With Compromised Therapy</b>	<b>Without Compromised Therapy</b>	<b>Total</b>
<b>Conductor</b>			
Conductor fracture (24)	60	0	60
<b>Other</b>			
Non-patterned, other	76	53	129
<b>Grand Total</b>	<b>136</b>	<b>53</b>	<b>189</b>

References cited in table above [\(link\)](#)

# ENDOTAK RELIANCE Dual Coil, Passive Fixation

Models: 0147/0148/0149/0174/0175/0176/0177

US Summary			
US Registered Implants:	47,000	US Chronic Complications	847
US Approval Date:	October 2000	US Malfunctions:	59
US Estimated Active Implants:	15,000	Without Compromised Therapy:	13
		With Compromised Therapy:	46



US Survival Probability											
Year		1	2	3	4	5	6	7	8	9	10
Non-Advisory Population	Depletions and Malfunctions	99.7%	99.5%	99.2%	98.9%	98.5%	98.2%	97.9%	97.6%	97.4%	97.1%
Registered Implants: 47000	Effective Sample Size	40186	36056	32329	28907	25784	22945	20229	17579	15027	12769

# ENDOTAK RELIANCE Dual Coil, Passive Fixation

Models: 0147/0148/0149/0174/0175/0176/0177

<b>Worldwide Confirmed Malfunctions</b>	<b>162</b>
<b>Worldwide Distribution</b>	<b>110,000</b>

	<b>With Compromised Therapy</b>	<b>Without Compromised Therapy</b>	<b>Total</b>
<b>Conductor</b>			
Conductor fracture (24)	19	0	19
<b>Crimp/Weld/Bond</b>			
Conductor connection (36)	3	0	3
<b>Other</b>			
Non-patterned, other	86	53	139
Manufacturing material (6)	1	0	1
<b>Grand Total</b>	<b>109</b>	<b>53</b>	<b>162</b>

References cited in table above ([link](#))

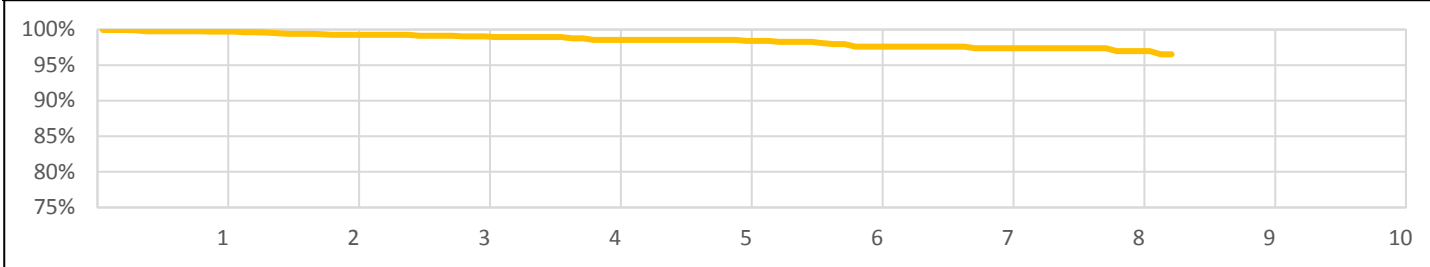
# ENDOTAK RELIANCE Single Coil, Passive Fixation

Models: 0127/0128/0170/0171/0172/0173

## US Summary

US Registered Implants:	2,000	US Chronic Complications	32
US Approval Date:	October 2000	US Malfunctions:	4
US Estimated Active Implants:	1,000	Without Compromised Therapy:	1
		With Compromised Therapy:	3

## Complications and Malfunctions



## US Survival Probability

Year	1	2	3	4	5	6	7	8	9	10	
Non-Advisory Population	Depletions and Malfunctions	99.7%	99.3%	99.0%	98.5%	98.4%	97.6%	97.4%	97.0%	96.5%	--
Registered Implants: 2000	Effective Sample Size	1519	1335	1148	926	729	543	354	233	210	--

@ 99 months

# ENDOTAK RELIANCE Single Coil, Passive Fixation

Models: 0127/0128/0170/0171/0172/0173

<b>Worldwide Confirmed Malfunctions</b>	<b>20</b>
<b>Worldwide Distribution</b>	<b>8,000</b>

	<b>With Compromised Therapy</b>	<b>Without Compromised Therapy</b>	<b>Total</b>
<b>Conductor</b>			
Conductor fracture (24)	3	0	3
<b>Other</b>			
Non-patterned, other	9	8	17
<b>Grand Total</b>	<b>12</b>	<b>8</b>	<b>20</b>

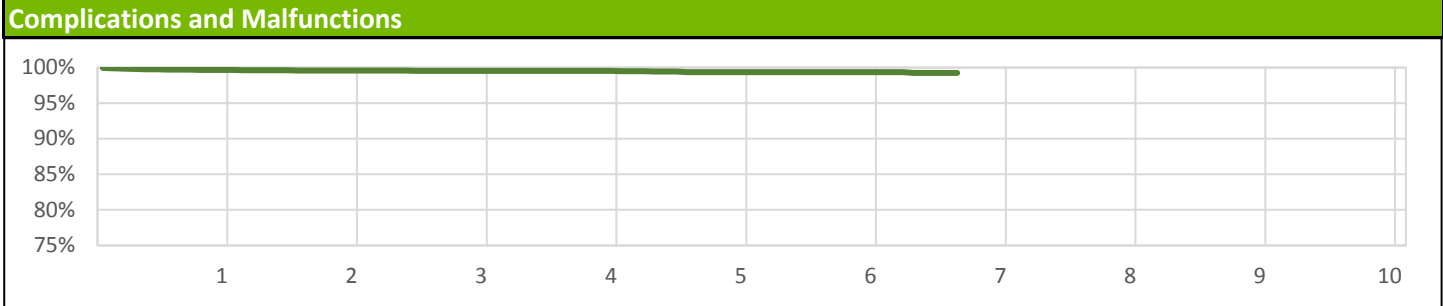
References cited in table above [\(link\)](#)



# INGEVITY Positive Fixation

Models: 7640/7641/7642/7740/7741/7742

US Summary			
US Registered Implants:	288,000	US Chronic Complications	893
US Approval Date:	April 2016	US Malfunctions:	92
US Estimated Active Implants:	269,000	Without Compromised Therapy:	42
		With Compromised Therapy:	50



US Survival Probability											
Year		1	2	3	4	5	6	7	8	9	10
Non-Advisory Population	Depletions and Malfunctions	99.7%	99.6%	99.6%	99.6%	99.4%	99.4%	99.2%	--	--	--
Registered Implants: 288000	Effective Sample Size	154716	63646	1638	1571	1314	918	991	--	--	--

@ 80 months

# INGEVITY Positive Fixation

Models: 7640/7641/7642/7740/7741/7742

Worldwide Confirmed Malfunctions	153
Worldwide Distribution	699,000

	With Compromised Therapy	Without Compromised Therapy	Total
<b>Conductor</b>			
Inner conductor break (39)	4	7	11
Extracardiac fracture (41)	46	38	84
<b>Other</b>			
Non-patterned, other	31	27	58
<b>Grand Total</b>	<b>81</b>	<b>72</b>	<b>153</b>

References cited in table above ([link](#))

# INGEVITY Passive Fixation

Models: 7631/7632/7731/7732

US Summary			
US Registered Implants:	14,000	US Chronic Complications	23
US Approval Date:	April 2016	US Malfunctions:	5
US Estimated Active Implants:	13,000	Without Compromised Therapy:	-
		With Compromised Therapy:	5



US Survival Probability		1	2	3	4	5	6	7	8	9	10
Non-Advisory Population	Depletions and Malfunctions	99.8%	99.8%	99.5%	99.5%	--	--	--	--	--	--
Registered Implants: 14000	Effective Sample Size	9062	4360	439	217	--	--	--	--	--	--

@ 37 months

# INGEVITY Passive Fixation

Models: 7631/7632/7731/7732

Worldwide Confirmed Malfunctions	7
Worldwide Distribution	76,000

	With Compromised Therapy	Without Compromised Therapy	Total
<b>Conductor</b>			
Extracardiac fracture (41)	5	0	5
<b>Other</b>			
Non-patterned, other	2	0	2
<b>Grand Total</b>	<b>7</b>	<b>0</b>	<b>7</b>

References cited in table above ([link](#))

# INGEVITY Atrial J Passive Fixation

Models: 7635/7636/7735/7736

US Summary			
US Registered Implants:	8,000	US Chronic Complications	27
US Approval Date:	April 2016	US Malfunctions:	3
US Estimated Active Implants:	8,000	Without Compromised Therapy:	3
		With Compromised Therapy:	-



US Survival Probability											
Year		1	2	3	4	5	6	7	8	9	10
Non-Advisory Population	Depletions and Malfunctions	99.6%	99.5%	99.5%	--	--	--	--	--	--	--
Registered Implants: 8000	Effective Sample Size	5090	2336	239	--	--	--	--	--	--	--

@ 36 months

# INGEVITY Atrial J Passive Fixation

Models: 7635/7636/7735/7736

Worldwide Confirmed Malfunctions	6
Worldwide Distribution	63,000

	With Compromised Therapy	Without Compromised Therapy	Total
<b>Conductor</b>			
Extracardiac fracture (41)	0	3	3
<b>Crimp/Weld/Bond</b>			
Weld (40)	0	1	1
<b>Other</b>			
Non-patterned, other	0	2	2
<b>Grand Total</b>	<b>0</b>	<b>6</b>	<b>6</b>

References cited in table above ([link](#))

## FLEXTEND 2 Positive Fixation

Models: 4095/4096/4097

Worldwide Confirmed Malfunctions	122
Worldwide Distribution	185,000

	With Compromised Therapy	Without Compromised Therapy	Total
<b>Conductor</b>			
Lead conductor (7)	17	5	22
<b>Electrical</b>			
Inner insulation abrasion (2)	1	5	6
<b>Other</b>			
Non-patterned, other	2	9	11
Conductor damage (32)	22	61	83
<b>Grand Total</b>	<b>42</b>	<b>80</b>	<b>122</b>

References cited in table above ([link](#))

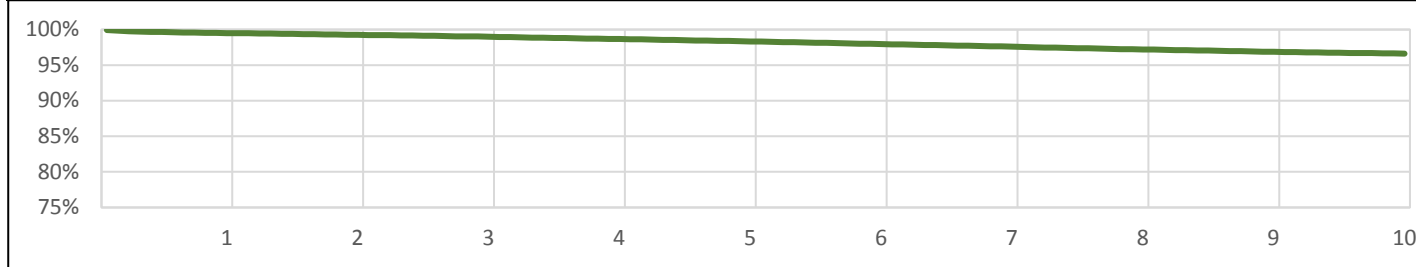
# FLEXTEND Positive Fixation

Models: 4086/4087/4088

## US Summary

US Registered Implants:	235,000	US Chronic Complications	4,567
US Approval Date:	February 2002	US Malfunctions:	359
US Estimated Active Implants:	86,000	Without Compromised Therapy:	142
		With Compromised Therapy:	217

## Complications and Malfunctions



## US Survival Probability

Year		1	2	3	4	5	6	7	8	9	10
Non-Advisory Population	Depletions and Malfunctions	99.5%	99.3%	99.0%	98.7%	98.3%	98.0%	97.6%	97.2%	96.9%	96.6%
Registered Implants: 235000	Effective Sample Size	200499	179424	160360	140698	122661	106003	90827	77191	64459	52997



# FLEXTEND Positive Fixation

Models: 4086/4087/4088

Worldwide Confirmed Malfunctions	386
Worldwide Distribution	291,000

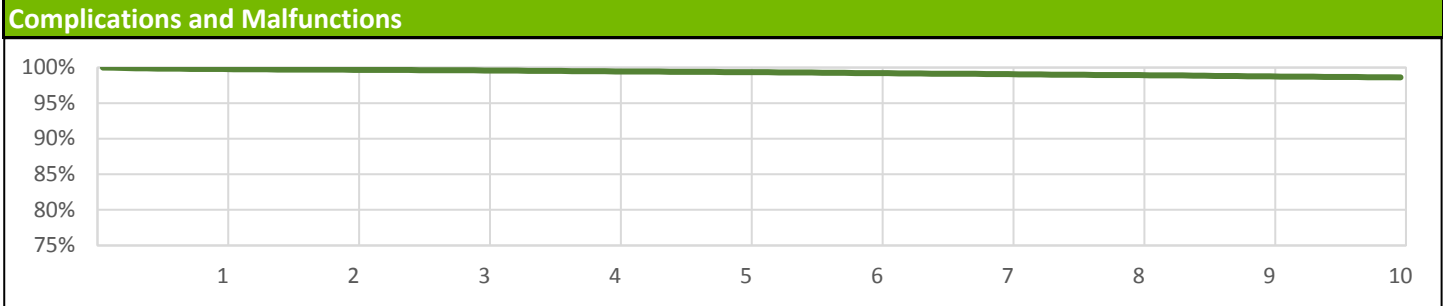
	With Compromised Therapy	Without Compromised Therapy	Total
<b>Conductor</b>			
Lead conductor (7)	86	16	102
<b>Electrical</b>			
Inner insulation abrasion (2)	15	20	35
<b>Other</b>			
Non-patterned, other	11	17	28
Conductor damage (32)	122	99	221
<b>Grand Total</b>	<b>234</b>	<b>152</b>	<b>386</b>

References cited in table above [\(link\)](#)

# FINELINE II EZ/FINELINE II Sterox EZ Positive Fixation (Polyurethane)

Models: 4463/4464/4465/4469/4470/4471

US Summary			
US Registered Implants:	482,000	US Chronic Complications	3,465
US Approval Date:	January 2000	US Malfunctions:	154
US Estimated Active Implants:	254,000	Without Compromised Therapy:	38
		With Compromised Therapy:	116



US Survival Probability											
Year		1	2	3	4	5	6	7	8	9	10
Non-Advisory Population	Depletions and Malfunctions	99.8%	99.7%	99.6%	99.5%	99.3%	99.2%	99.0%	98.9%	98.7%	98.6%
Registered Implants: 482000	Effective Sample Size	411267	359554	314922	268314	225343	186887	152869	122977	96277	72602

## FINELINE II EZ/FINELINE II Sterox EZ Positive Fixation (Polyurethane)

Models: 4463/4464/4465/4469/4470/4471

Worldwide Confirmed Malfunctions	184
Worldwide Distribution	752,000

	With Compromised Therapy	Without Compromised Therapy	Total
<b>Conductor</b>			
Lead conductor (7)	64	12	76
<b>Crimp/Weld/Bond</b>			
Terminal weld (23)	1	0	1
<b>Other</b>			
Non-patterned, other	8	6	14
Lead body (4)	68	25	93
<b>Grand Total</b>	<b>141</b>	<b>43</b>	<b>184</b>

References cited in table above ([link](#))

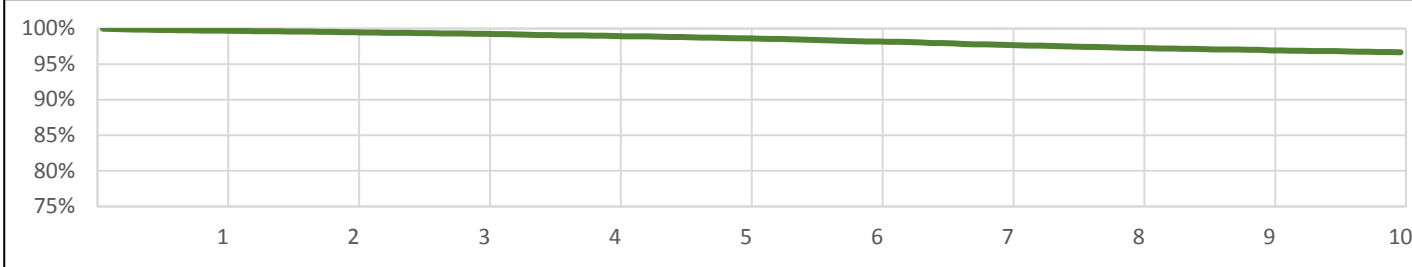
# FINELINE II EZ/FINELINE II Sterox EZ Positive Fixation (Silicone)

Models: 4466/4467/4468/4472/4473/4474

## US Summary

US Registered Implants:	52,000	US Chronic Complications	870
US Approval Date:	January 2000	US Malfunctions:	142
US Estimated Active Implants:	22,000	Without Compromised Therapy:	29
		With Compromised Therapy:	113

## Complications and Malfunctions



## US Survival Probability

Year	1	2	3	4	5	6	7	8	9	10
Non-Advisory Population	Depletions and Malfunctions									
	99.7%	99.5%	99.2%	98.9%	98.6%	98.2%	97.7%	97.3%	96.9%	96.7%
Registered Implants: 52000	Effective Sample Size									
	45788	40840	36394	31659	27236	23133	19403	16151	13127	10532

## FINELINE II EZ/FINELINE II Sterox EZ Positive Fixation (Silicone)

Models: 4466/4467/4468/4472/4473/4474

Worldwide Confirmed Malfunctions	180
Worldwide Distribution	142,000

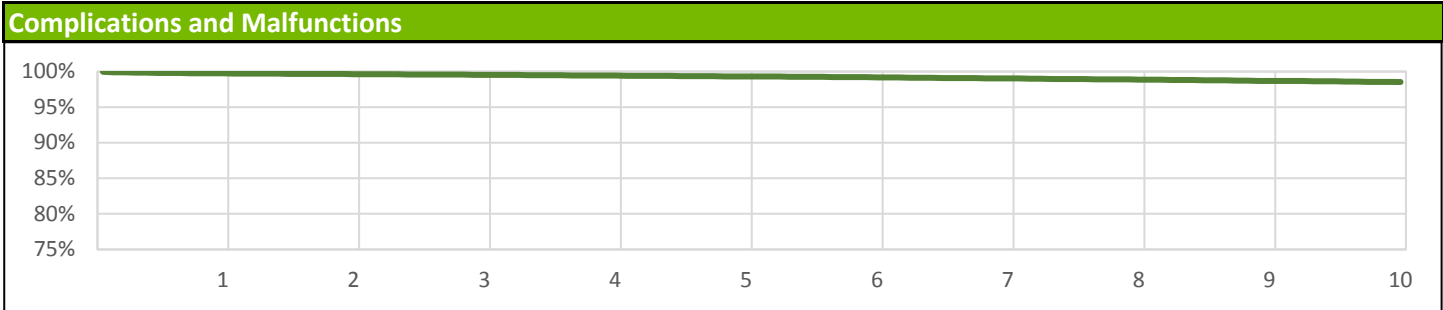
	With Compromised Therapy	Without Compromised Therapy	Total
<b>Conductor</b>			
Lead conductor (7)	89	8	97
<b>Other</b>			
Non-patterned, other	3	7	10
Conductor damage (32)	53	19	72
Lead body (4)	0	1	1
<b>Grand Total</b>	<b>145</b>	<b>35</b>	<b>180</b>

References cited in table above ([link](#))

# FINELINE II/FINELINE II Sterox Passive Fixation (Polyurethane)

Models: 4452/4453/4456/4457

US Summary			
US Registered Implants:	193,000	US Chronic Complications	1,548
US Approval Date:	January 2000	US Malfunctions:	45
US Estimated Active Implants:	81,000	Without Compromised Therapy:	3
		With Compromised Therapy:	42



US Survival Probability											
Year		1	2	3	4	5	6	7	8	9	10
Non-Advisory Population	Depletions and Malfunctions	99.7%	99.6%	99.5%	99.4%	99.3%	99.2%	99.0%	98.9%	98.7%	98.5%
Registered Implants: 193000	Effective Sample Size	165677	147040	130313	112371	95493	80141	66592	54806	44225	34850

# FINELINE II/FINELINE II Sterox Passive Fixation (Polyurethane)

Models: 4452/4453/4456/4457

Worldwide Confirmed Malfunctions	68
Worldwide Distribution	541,000

	With Compromised Therapy	Without Compromised Therapy	Total
<b>Conductor</b>			
Lead conductor (7)	18	0	18
<b>Other</b>			
Lead body (4)	41	3	44
Non-patterned, other	5	1	6
<b>Grand Total</b>	<b>64</b>	<b>4</b>	<b>68</b>

References cited in table above [\(link\)](#)

# FINELINE II EZ/FINELINE II Sterox EZ Passive Fixation (Silicone)

Models: 4454/4455/4458/4459

US Summary			
US Registered Implants:	14,000	US Chronic Complications	296
US Approval Date:	January 2000	US Malfunctions:	23
US Estimated Active Implants:	4,000	Without Compromised Therapy:	-
		With Compromised Therapy:	23



US Survival Probability											
Year		1	2	3	4	5	6	7	8	9	10
Non-Advisory Population	Depletions and Malfunctions	99.6%	99.3%	98.8%	98.5%	98.2%	97.8%	97.4%	97.1%	96.7%	96.5%
Registered Implants: 14000	Effective Sample Size	12265	10949	9743	8527	7444	6409	5507	4650	3915	3265



## FINELINE II/FINELINE II Sterox Passive Fixation (Silicone)

Models: 4454/4455/4458/4459

Worldwide Confirmed Malfunctions	58
Worldwide Distribution	104,000

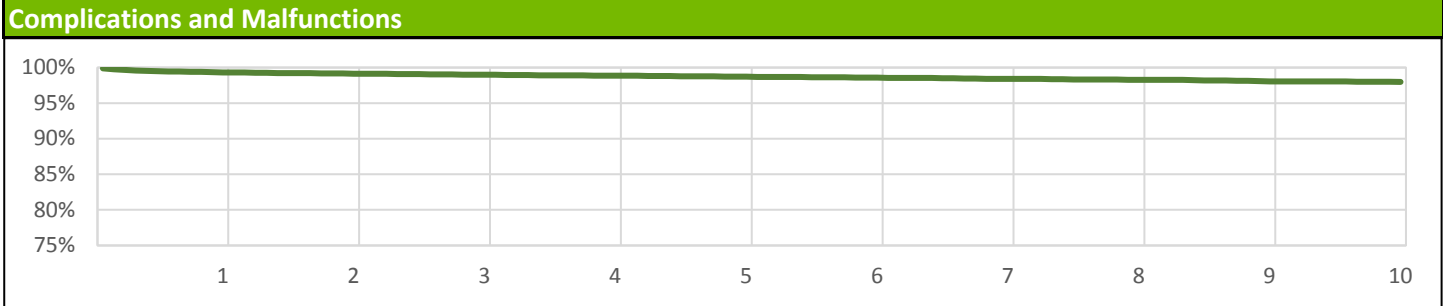
	With Compromised Therapy	Without Compromised Therapy	Total
<b>Conductor</b>			
Lead conductor (7)	19	0	19
<b>Other</b>			
Conductor damage (32)	35	2	37
Non-patterned, other	2	0	2
<b>Grand Total</b>	<b>56</b>	<b>2</b>	<b>58</b>

References cited in table above ([link](#))

# FINELINE II/FINELINE II Sterox Atrial J (Polyurethane)

Models: 4477/4478/4479/4480

US Summary			
US Registered Implants:	62,000	US Chronic Complications	806
US Approval Date:	January 2000	US Malfunctions:	38
US Estimated Active Implants:	29,000	Without Compromised Therapy:	19
		With Compromised Therapy:	19



US Survival Probability											
Year		1	2	3	4	5	6	7	8	9	10
Non-Advisory Population	Depletions and Malfunctions	99.3%	99.1%	99.0%	98.8%	98.7%	98.6%	98.4%	98.3%	98.1%	98.0%
Registered Implants: 62000	Effective Sample Size	54199	48234	42899	36885	31337	26274	21747	17761	14246	11112

# FINELINE II/FINELINE II Sterox Atrial J (Polyurethane)

Models: 4477/4478/4479/4480

Worldwide Confirmed Malfunctions	78
Worldwide Distribution	311,000

	With Compromised Therapy	Without Compromised Therapy	Total
<b>Conductor</b>			
Lead conductor (7)	5	1	6
<b>Other</b>			
Non-patterned, other	3	2	5
J-shape (22)	26	30	56
Lead body (4)	8	3	11
<b>Grand Total</b>	<b>42</b>	<b>36</b>	<b>78</b>

References cited in table above ([link](#))

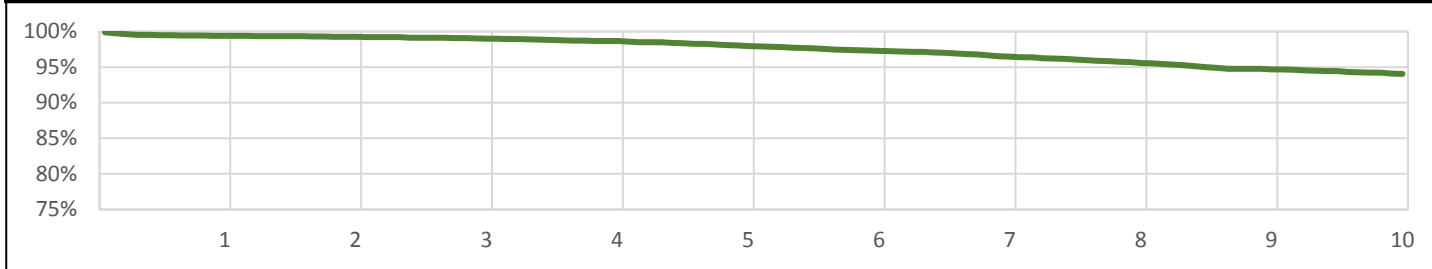
# SELUTE PICOTIP Atrial J

Models: 4040/4041/4042/4043/4044/4045/4063/4064

## US Summary

US Registered Implants:	10,000	US Chronic Complications	373
US Approval Date:	May 2000	US Malfunctions:	25
US Estimated Active Implants:	2,000	Without Compromised Therapy:	16
		With Compromised Therapy:	9

## Complications and Malfunctions



## US Survival Probability

Year	1	2	3	4	5	6	7	8	9	10
Non-Advisory Population	Depletions and Malfunctions									
	99.4%	99.3%	99.0%	98.7%	98.0%	97.3%	96.5%	95.6%	94.7%	94.0%
Registered Implants: 10000	Effective Sample Size									
	8521	7652	6858	6138	5476	4868	4258	3725	3254	2880

## Confirmed Malfunction Details: Leads References

Descriptions listed below provide an overview of the clinical observations and/or analysis findings associated with each confirmed lead malfunction pattern listed in this report. All of the patterns listed are thoroughly investigated and analyzed. As part of Boston Scientific's process of continuous improvement, when possible, changes have been or will be implemented in response to identified malfunction patterns. "Improvements implemented" may include product design changes in existing or subsequent generations, manufacturing process modifications, educational communications, labeling changes, etc. Improvement implementation may vary by geography due to various factors, including regulatory review timing, and may not completely mitigate or eliminate the potential for additional malfunctions.

1. **IS-1 terminal pin**— Compromised insulation and/or conductor integrity if lead is bent sharply away from the header block when placed in implant pocket or if pulse generator migrates from implant site. Improvement implemented.
2. **Inner insulation abrasion**— Loss of capture, decreasing impedance, increased pacing thresholds, noisy signals, oversensing. Abrasion of inner insulation.
3. **Terminal leg insulation**— Loss of sensing, loss of pacing, loss of defibrillation therapy. Abraded insulation on terminal leg portion of lead due to lead-on-lead or lead-on-can contact. Improvement implemented.
4. **Lead body**— Insulation abrasion due to lead-on-lead or lead-on-can contact combined with damage attributed to application of compressive or torsional loads which may be due to clavicle-first rib entrapment. Damage to lead body may expose conductor.
5. **Seal rings**— Insertion difficulty at implant, difficulty removing lead from header post-implant. Proximal silicone seal rings not fully adhered to lead terminal. Improvement implemented.
6. **Manufacturing material**— Loss of sensing, loss of pacing, noisy signals. Manufacturing material embedded in lead body.
7. **Lead conductor**— Loss of capture, inability to deliver therapy. Fatigue of lead conductor due to repeated flexing.
8. **Lead body**— Lead fracture, inappropriate shocks, oversensing. Insulation damage resulting from implant stresses or manufacturing variability.
9. **Lead conductor**— Loss of sensing, loss of pacing. Physical damage to lead body due to repeated flexing.
10. **Lead connector**— Insulation damage resulting from bending or tension at the terminal connector. May lead to inappropriate shocks, oversensing.
11. **Lead conductor**— Physical damage to lead conductor, inappropriate shocks, oversensing. Displacement of yoke component may lead to fatigue of high-voltage lead conductor. Improvement implemented.
12. **Conductor connection**— Loss of sensing, loss of pacing, loss of defibrillation output. Improper conductor wire connection. Improvement implemented.
13. **Serial number label**— Loss of sensing, loss of pacing. Sharp edge in serial number label resulting in breach in outer lead insulation. Improvement implemented.
14. **Terminal component**— Loss of sensing, loss of pacing, terminal pin separation from terminal ring during implant or ICD replacement. Improvement implemented.
15. **Electrode tip**— Separation between electrode tip and lead body.
16. **Lead body**— Physical damage to lead body, inappropriate shocks. Abraded insulation due to contact with patient anatomy.
17. **DF-1 terminal pin**— Loss of sensing, loss of pacing, loss of defibrillation output. Compromised insulation and/or conductor integrity from sharp or excessive bending. Improvement implemented.
18. **Yoke component**— Noise, impedance anomalies, threshold variation. Use of multiple or pre-formed stylets may cause component within lead yoke to dislodge. Improvement implemented.
19. **Lead conductor**— Muscle stimulation, inappropriate shocks, oversensing, high pacing impedance, inability to deliver therapy. Repeated flexing leading to fatigue of lead conductor.
20. **Serial number label**— Loss of sensing, loss of pacing. Broken serial number label due to either sharp bend away from header at implant or repetitive movement during implant.
21. **IS-1 terminal pin**— Compromised insulation and/or conductor integrity if lead is bent sharply away from the header block when placed in implant pocket or if pulse generator migrates from implant site. Improvement implemented.
22. **J-shape**— Placement difficulty, dislodgement. Elevated temperatures resulting in a relaxation of pre-formed J-shape. Improvement implemented.
23. **Terminal weld**— Impedance rise, loss of pacing. Loss of connection on terminal weld. Improvement implemented.
24. **Conductor fracture**— High impedance, loss of capture, loss of pacing, inappropriate shocks. Flex fatigue leading to discontinuity of pace/sense conductor.
25. **Conductor fracture**— High impedance, loss of LV capture, loss of LV pacing. Flex fatigue leading to discontinuity of conductor.
26. **Non-patterned, Other**— Confirmed malfunction for which the root cause does not fit within other categories and is not associated with other malfunctions, or has not yet been identified.
32. **Conductor damage**— Noise, oversensing, inappropriate shocks, possible loss of therapy. Conductor damage attributed to application of compressive or torsional loads which may be due to clavicle-first rib entrapment.
33. **Insulation damage**— Low pacing impedance, noise, possible loss of therapy. Insulation abrasion due to lead-on-lead or lead-on-can contact, or due to application of compressive or torsional loads which may be due to clavicle first rib entrapment. Damage to lead body may expose conductor.

34. **Extracardiac fracture**— High impedance, loss of LV capture, loss of LV pacing. Flex fatigue near suture sleeve, not including clavicle-first rib damage, leading to discontinuity of conductor.
35. **Lead conductor**— High impedance, loss of sensing, loss of pacing. Variability in wire conductor material. Improvement implemented.
36. **Conductor connection**— Loss of sensing, loss of pacing, loss of defibrillation output. Improper conductor wire connection. Improvement implemented.
37. **Weld fracture**— Noise, loss of sensing. Fractured weld.
38. **Conductor cable fracture**— High impedance, potential loss of pacing and defibrillation therapy. Fractured high voltage cable. Improvement implemented.
39. **Inner conductor break**— High impedance, loss of capture, loss of sensing. Inner conductor break. Commonly associated with helix extension/retraction difficulties at implant.
40. **Weld** - Out of range impedance measurements, noise, oversensing. Incomplete weld.
41. **Extracardiac fracture**— High impedance, noise, oversensing, loss of capture, loss of pacing. Flex fatigue leading to discontinuity of outer conductor.
42. **Electrode conductor fracture**— High shock impedance, loss of tachy therapy. Fractured electrode conductor.

## U.S. Chronic Lead Complications (Occurring After the First Month of Service)

Boston Scientific strives to provide meaningful detail in describing the performance of our products. U.S. Chronic Lead Complications are reported in compliance with ISO 5841-2: 2014 (E), Reporting of Clinical Performance of Populations of Pulse Generators or Leads. To be included in the Chronic Lead Complications table, a lead must be successfully implanted, with clinical observations (as listed in the table) occurring after the first month of implant, and have been removed from service surgically or electronically. The lead either was not returned for analysis, or was returned but had no confirmation of a malfunction.

While multiple complications are possible for any given lead, only one complication is reported per lead. The complication reported is determined by an observation hierarchy, indicated by the order of the categories from left to right in the table. The number of U.S. Registered Implants is also provided as context for the data. Chronic Lead Complications are included in the calculation of survival probability.

Pacing Leads/Model	U.S. Registered Implants	Cardiac Perforation	Conductor fracture/ helix damage	Lead dislodgement	Failure to capture	Oversensing	Failure to sense	Insulation breach	Abnormal pacing impedance	Abnormal defibrillation impedance	Extracardiac stimulation
INGEVITY Positive Fixation 7640/7641/7642/7740/7741/7742	288,000	76	283	337	97	23	12	23	20	0	20
INGEVITY Atrial J Passive Fixation 7635/7636/7735/7736	8,000	0	6	15	4	0	1	1	0	0	0
INGEVITY Passive Fixation 7631/7632/7731/7732	14,000	0	5	7	4	1	1	0	5	0	0
FLEXTEND Active Fixation 4086/4087/4088	235,000	81	1029	1007	981	525	129	219	541	0	53
FINELINE II ; Passive Fixation (poly) 4452/4453/4456/4457	193,000	5	455	239	279	60	34	210	245	0	19
FINELINE II EZ ; Positive Fixation (poly) 4463/4464/4465/4469/4470/4471	482,000	21	751	833	474	155	136	582	483	0	28
FINELINE II Atrial J (poly) 4477/4478/4479/4480	62,000	1	122	359	136	22	32	77	50	0	7
FINELINE II/THINLINE II ; Passive Fixation (silicone) 4454/4455/4458/4459	14,000	2	124	19	64	27	4	23	33	0	1
FINELINE II/THINLINE II EZ ; Positive Fixation (silicone) 4466/4467/4468/4472/5573/4474	52,000	0	293	95	111	105	23	100	140	0	2
CRT Leads/Model	U.S. Registered Implants	Cardiac Perforation	Conductor fracture/ helix damage	Lead dislodgement	Failure to capture	Oversensing	Failure to sense	Insulation breach	Abnormal pacing impedance	Abnormal defibrillation impedance	Extracardiac stimulation
ACUITY X4 Spiral L 4677/4678	11,000	0	0	10	2	1	0	0	0	0	2
ACUITY X4 Spiral S 4674/4675	28,000	1	0	38	3	1	0	0	0	0	8

<b>CRT Leads/Model (cont.)</b>	U.S. Registered Implants	Cardiac Perforation	Conductor fracture/ helix damage	Lead dislodgement	Failure to capture	Oversensing	Failure to sense	Insulation breach	Abnormal pacing impedance	Abnormal defibrillation impedance	Extracardiac stimulation
ACUITY X4 Straight 4671/4672	21,000	0	1	55	7	0	0	1	4	0	20
ACUITY Steerable 4554/4555/4556	29,000	3	38	460	62	5	2	16	34	0	95
ACUITY Spiral 4591/4592/4593	24,000	0	22	332	49	0	1	5	10	0	131
EASYTRAK 3 4522/4524/4525/4527/4548/4549/4550	22,000	2	38	312	59	5	2	16	21	0	94
EASYTRAK 2 4515/4517/4518/4520/4542/4543/4544	97,000	1	395	1355	344	10	8	115	153	0	440
EASYTRAK 4510/4511/4512/4513/4535/4536/ 4537/4538	38,000	2	89	488	148	4	1	75	53	0	266

<b>Defibrillation Leads/Model</b>	U.S. Registered Implants	Cardiac Perforation	Conductor fracture/ helix damage	Lead dislodgement	Failure to capture	Oversensing	Failure to sense	Insulation breach	Abnormal pacing impedance	Abnormal defibrillation impedance	Extracardiac stimulation
ENDOTAK RELIANCE 4-FRONT Single Coil Active Fixation 0657/0692/0693	1,000	0	0	0	0	0	0	0	0	0	0
ENDOTAK RELIANCE 4-FRONT Dual Coil Active Fixation 0675/0676/0658/0695/0696	1,000	0	0	0	0	0	0	0	0	0	0
ENDOTAK RELIANCE 4-Site ; Dual Coil, Active Fixation 0275/0276/0295/0296	74,000	19	42	111	29	41	11	12	15	14	4
ENDOTAK RELIANCE 4-Site ; Dual Coil, Passive Fixation 0285/0286	3,000	0	1	8	1	4	0	0	9	0	1
ENDOTAK RELIANCE 4-Site ; Single Coil, Active Fixation 0292/0293	116,000	26	51	175	46	54	19	9	23	24	7
ENDOTAK RELIANCE 4-Site ; Single Coil, Passive Fixation 0282/0283	2,000	1	0	1	2	1	0	0	2	1	0
ENDOTAK RELIANCE ; Dual Coil, Active Fixation 0157/0158/0159/0164/0165/0167/ 0184/0185/0186/0187	287,000	32	705	424	209	801	97	160	405	391	29
ENDOTAK RELIANCE ; Dual Coil, Passive Fixation 0147/0148/0149/0174/0175/0176/0177	47,000	4	152	75	81	145	12	48	255	69	6
ENDOTAK RELIANCE ; Single Coil, Active Fixation 0137/0138/0160/0161/0162/0180/0181/0182	33,000	12	85	59	31	69	2	9	43	62	4
ENDOTAK RELIANCE ; Single Coil, Passive Fixation 0127/0128/0170/0171/0172/0173	2,000	0	5	5	3	7	0	1	9	3	0



<b>S-ICD Electrodes/Model</b>	U.S. Registered Implants	Perforation	Conductor fracture	Lead dislodgement	Failure to capture	Oversensing	Failure to sense	Insulation breach	Abnormal defibrillation impedance	Extracardiac stimulation
EMBLEM/Q-TRAK S-ICD Electrode 3010, 3401, 3501	34,000	0	3	15	0	88	7	4	0	8

## U.S. Acute Lead Observations

Boston Scientific strives to provide meaningful detail reflective of real-world product experience. In the first weeks following lead implantation, physiologic responses and lead performance can vary until chronic lead stability is attained. Acute lead performance may be subject to a number of factors, including patient-specific anatomy, clinical conditions and/or varying implant conditions/techniques.

Because acute implant time contributes to overall clinical experience, Boston Scientific provides specific information regarding acute lead performance. To be included in the Acute Lead Observations table, a lead must first be successfully implanted, with clinical observations occurring within the first month of implant. These reports may or may not have resulted in clinical action and/or product return to Boston Scientific. The categories are consistent with the AdvaMed guidance for *Uniform Reporting of Clinical Performance of Cardiac Rhythm Management Pulse Generators and Leads*. Although multiple observations are possible for any given lead, only one observation is reported per lead. The observation reported is determined by an observation hierarchy, indicated by the order of the categories from left to right in the table. The number of U.S. Registered Implants is also provided as context for the data. Acute Lead Observations are not included in calculation of lead survival probability.

Pacing Leads/Model	U.S. Registered Implants	Cardiac Perforation	Conductor fracture/ helix damage	Lead dislodgement	Failure to capture	Oversensing	Failure to sense	Insulation breach	Abnormal pacing impedance	Abnormal defibrillation impedance	Extracardiac stimulation
INGEVITY Positive Fixation 7640/7641/7642/7740/7741/7742	288000	322	343	759	183	66	43	5	49	0	28
INGEVITY Atrial J Passive Fixation 7635/7636/7735/7736	8000	0	0	20	3	1	0	0	0	0	0
INGEVITY Passive Fixation 7631/7632/7731/7732	14000	0	0	23	5	0	2	0	0	0	0
FLEXTEND Active Fixation 4086/4087/4088	235000	170	265	1011	292	46	55	25	92	0	30
FINELINE II ; Passive Fixation (poly) 4452/4453/4456/4457	193000	9	10	392	100	7	12	16	15	0	10
FINELINE II Atrial J (poly) 4477/4478/4479/4480	62000	0	10	396	48	2	16	5	7	0	5
FINELINE II EZ ; Positive Fixation (poly) 4463/4464/4465/4469/4470/4471	482000	55	49	623	142	84	62	28	76	0	26
FINELINE II/THINLINE II ; Passive Fixation (silicone) 4454/4455/4458/4459	14000	0	1	28	9	0	0	3	4	0	0
FINELINE II/THINLINE II EZ ; Positive Fixation (silicone) 4466/4467/4468/4472/4473/4474	52000	2	13	89	13	3	8	6	4	0	3

CRT Leads/Model	U.S. Registered Implants	Cardiac Perforation	Conductor fracture/ helix damage	Lead dislodgement	Failure to capture	Oversensing	Failure to sense	Insulation breach	Abnormal pacing impedance	Abnormal defibrillation impedance	Extracardiac stimulation
ACUITY X4 Spiral L 4677/4678	11000	0	0	19	19	7	0	0	4	0	16
ACUITY X4 Spiral S 4674/4675	28000	0	1	35	14	4	0	0	16	0	36

<b>CRT Leads/Model (cont.)</b>	U.S. Registered Implants	Cardiac Perforation	Conductor fracture/ helix damage	Lead dislodgement	Failure to capture	Oversensing	Failure to sense	Insulation breach	Abnormal pacing impedance	Abnormal defibrillation impedance	Extracardiac stimulation
ACUITY X4 Straight 4671/4672	21000	1	0	76	9	3	0	0	9	0	35
ACUITY Steerable 4554/4555/4556	29000	1	1	291	22	13	1	1	21	0	162
ACUITY Spiral 4591/4592/4593	24000	1	2	172	28	5	0	3	9	0	168
EASYTRAK 3 4522/4524/4525/4527/4548/4549/4550	22000	0	1	240	23	8	1	3	17	0	128
EASYTRAK 2 4515/4517/4518/4520/4542/4543/4544	97000	7	4	805	84	30	4	14	63	0	513
EASYTRAK 4510/4511/4512/4513/4535/4536/ 4537/4538	38000	4	4	168	23	11	1	10	20	0	141

<b>Defibrillation Leads/Model</b>	U.S. Registered Implants	Cardiac Perforation	Conductor fracture/ helix damage	Lead dislodgement	Failure to capture	Oversensing	Failure to sense	Insulation breach	Abnormal pacing impedance	Abnormal defibrillation impedance	Extracardiac stimulation
ENDOTAK RELIANCE 4-FRONT Single Coil Active Fixation 0657/0692/0693	1000	0	0	0	0	0	0	0	0	1	0
ENDOTAK RELIANCE 4-FRONT Dual Coil Active Fixation 0675/0676/0658/0695/0696	1000	0	0	0	0	0	0	0	0	0	0
ENDOTAK RELIANCE 4-Site ; Dual Coil, Active Fixation 0275/0276/0295/0296	74000	54	18	241	39	26	3	1	26	6	6
ENDOTAK RELIANCE 4-Site ; Dual Coil, Passive Fixation 0285/0286	3000	2	0	9	1	0	0	0	5	0	0
ENDOTAK RELIANCE 4-Site ; Single Coil, Active Fixation 0292/0293	116000	86	19	330	63	43	13	6	30	13	18
ENDOTAK RELIANCE 4-Site ; Single Coil, Passive Fixation 0282/0283	2000	2	1	6	0	1	1	0	7	0	0
ENDOTAK RELIANCE ; Dual Coil, Active Fixation 0157/0158/0159/0164/0165/0167/ 0184/0185/0186/0187	287000	82	137	510	130	223	12	17	178	108	44
ENDOTAK RELIANCE ; Dual Coil, Passive Fixation 0147/0148/0149/0174/0175/0176/0177	47000	5	4	92	36	41	4	3	47	5	0
ENDOTAK RELIANCE ; Single Coil, Active Fixation	33000	30	7	66	15	19	3	2	18	22	9

0137/0138/0160/0161/0162/0180/0181/0182

ENDOTAK RELIANCE ; Single Coil,  
Passive Fixation

2000

0

0

3

1

2

0

0

1

0

0

0127/0128/0170/0171/0172/0173

**S-ICD Electrodes/Model**

U.S. Registered  
Implants

Perforation

Conductor  
fracture

Lead  
dislodgement

Failure to  
capture

Oversensing

Failure to  
sense

Insulation  
breach

Abnormal  
defibrillation  
impedance

Extracardiac  
stimulation

EMBLEM/Q-TRAK S-ICD Electrode  
3010/3401/3501

34000

1

0

27

0

274

7

1

0

16

## Before/During Implant Procedure - Worldwide Malfunctions: Leads

This section of the report depicts the number of product malfunctions that occurred worldwide either before implant (prior to opening the sterile product packaging) or during implant (once the sterile product packaging has been opened). In all cases, the product in question must be returned to Boston Scientific CRM and confirmed through laboratory analysis to have operated or exhibited a problem outside the specified performance limits established by Boston Scientific. Damage incurred during shipping/transit or due to external factors warned against in labeling is not reported as device malfunction here.

The Conductor category includes any conductor break or damage with complete or intermittent loss of continuity that could interrupt current flow, including clavicle fatigue or crush damage. The Insulation category includes any lead insulation breach, such as damage due to lead-on-lead or lead-on-anatomy contact, or clavicle fatigue or crush. The Crimp/Weld/Bond category includes any interruption in the conductor or lead body associated with a point of connection. The Other category includes malfunctions for which the root cause does not fit within other categories or has not yet been determined. The Labeling and Packaging categories include product identification issues and damage to sterile packaging, respectively. The Implant Accessory category includes lead malfunctions due to catheter, guidewire or sheath issues.

CRT Leads/Model	Worldwide Distribution	Conductor	Insulation	Crimp/Weld/Bond	Other	Labeling	Packaging	Implant Accessory
ACUITY X4 Spiral L 4677/4678	25,000	0	0	0	1	0	0	0
ACUITY X4 Spiral S 4674/4675	59,000	0	0	0	3	0	0	0
ACUITY X4 Straight 4671/4672	48,000	0	0	0	0	0	0	0
ACUITY Steerable 4554/4555/4556	65,000	0	0	0	5	0	2	0
ACUITY Spiral 4591/4592/4593	45,000	0	0	0	2	1	0	0

<b>Defibrillation Leads/Model</b>	Worldwide Distribution	Conductor	Insulation	Crimp/Weld/Bond	Other	Labeling	Packaging	Implant Accessory
ENDOTAK RELIANCE 4-FRONT Dual Coil Active Fixation 0658/0695/0696	15,000	0	0	0	1	0	0	0
ENDOTAK RELIANCE 4-FRONT Single Coil Active Fixation 0657/0692/0693	70,000	3	1	0	2	0	0	0
ENDOTAK RELIANCE 4-FRONT Dual Coil Passive Fixation 0655/0685/0686	1,000	0	0	0	0	0	0	0
ENDOTAK RELIANCE 4-FRONT Single Coil Passive Fixation 0654/0682/0683	4,000	0	1	0	0	0	0	0
ENDOTAK RELIANCE 4-Site ; Dual Coil, Active Fixation 0275/0276/0295/0296	117,000	0	0	0	77	0	1	0
ENDOTAK RELIANCE 4-Site ; Dual Coil, Passive Fixation 0265/0266/0285/0286	10,000	0	0	0	5	15	1	0
ENDOTAK RELIANCE 4-Site ; Single Coil, Active Fixation 0292/0293	176,000	0	0	0	30	0	1	0
ENDOTAK RELIANCE 4-Site ; Single Coil, Passive Fixation 0282/0283	6,000	0	0	0	0	0	0	0
ENDOTAK RELIANCE ; Dual Coil, Active Fixation 0157/0158/0159/0164/0165/0167/ 0184/0185/0186/0187	379,000	0	0	92	570	1	3	10
ENDOTAK RELIANCE ; Dual Coil, Passive Fixation 0147/0148/0149/0174/0175/0176/0177	110,000	0	0	20	109	0	3	0
ENDOTAK RELIANCE ; Single Coil, Active Fixation 0137/0138/0160/0161/0162/0180/0181/0182	73,000	0	0	15	72	0	1	1
ENDOTAK RELIANCE ; Single Coil, Passive Fixation 0127/0128/0170/0171/0172/0173	8,000	0	0	1	6	0	0	0
<b>S-ICD Electrodes/Model</b>	Worldwide Distribution	Conductor	Insulation	Crimp/Weld/Bond	Other	Labeling	Packaging	Implant Accessory
EMBLEM/Q-TRAK S-ICD Electrode 3010, 3401, 3501	65,000	0	0	1	0	0	0	0

Pacing Leads/Model	Worldwide Distribution	Conductor	Insulation	Crimp/Weld/Bond	Other	Labeling	Packaging	Implant Accessory
INGEVITY Positive Fixation 7640/7641/7642/7740/7741/7742	699,000	1828	0	0	3044	0	0	0
INGEVITY Atrial J Passive Fixation 7635/7636/7735/7736	63,000	0	0	0	0	0	0	0
INGEVITY Passive Fixation 7631/7632/7731/7732	76,000	1	0	0	1	0	0	0
FLEXTEND 2 Active Fixation 4095/4096/4097	185,000	0	0	11	136	1	0	0
FLEXTEND Active Fixation 4086/4087/4088	291,000	0	0	66	636	1	1	4
FINELINE II ; Passive Fixation (poly) 4452/4453/4456/4457*	541,000	1	0	3	8	6	26	0
FINELINE II EZ ; Positive Fixation (poly) 4463/4464/4465/4469/4470/4471*	752,000	0	0	6	725	1	52	3
FINELINE II Atrial J (poly) 4477/4478/4479/4480*	311,000	0	0	1	144	6	18	0
FINELINE II/THINLINE II ; Passive Fixation (silicone) 4454/4455/4458/4459*	104,000	0	0	2	2	1	1	0
FINELINE II/THINLINE II EZ ; Positive Fixation (silicone) 4466/4467/4468/4472/5573/4474*	142,000	0	0	0	233	4	6	0

\*Counts consist of Boston Scientific and Intermedics co-branded pacing leads data.

## Product Advisories

A Product Advisory is a voluntary letter issued to inform physicians of an anomalous device behavior identified by Boston Scientific's Quality System. A Product Advisory is issued when there is a material elevation in risk to patient safety with potential for compromised lifesaving therapy, or when Boston Scientific can provide meaningful guidance to improve patient outcomes or device performance. Boston Scientific considers many perspectives in the decision to issue a Product Advisory, including internal expertise and guidance from an independent Patient Safety Advisory Board (PSAB).

This report section includes summaries of Product Advisories for which significant, active U.S. device populations exist. In general, this includes advisories for which the estimated active U.S. advisory population is at least 200. Physician and patient letters, as well as Advisory Updates, are available at [www.bostonscientific.com](http://www.bostonscientific.com). With respect to the number of reported events listed in the summaries below, Boston Scientific recognizes that the actual number of clinical malfunctions may be greater than the number reported. Additionally, rate projections are provided with the acknowledgment that predictive modeling is inherently uncertain due to its dependence on the device age distribution of reported events and resultant statistical approximations and assumptions. Advisory notifications may vary by geography, based upon local regulatory requirements. Please contact the local Boston Scientific office for more information. Not all products may be approved for use in all geographies, as product approval is geography specific.

PRODUCT	<b>ORIGINAL COMMUNICATION November 2018 — SQ-RX 1010 Shortened Replacement Time</b>
<p>Identifiable by serial number. Not all serial numbers are affected.</p> <p>A serialized search tool to determine if a specific device is affected by this product advisory is available here: <a href="#">Device Lookup Tool</a></p>	<p>Voluntary Physician Advisory FDA Classification: Unclassified</p> <p>This advisory discusses the potential for a shortened replacement interval after a Charge Time (CT) / Battery Depletion (BD) alert has occurred or after the battery status reaches Elective Replacement Indicator (ERI) in the first-generation Subcutaneous Implantable Cardioverter Defibrillator (S-ICD) system's SQ-RX™ Model 1010 Pulse Generator (PG).</p>
<p><b>S-ICD</b> Model 1010</p>	<p>The SQ-RX Model 1010 PG provides an Elective Replacement Indicator (ERI) as the PG approaches the end of its expected battery service life. When the battery reaches ERI through normal use, there is sufficient capacity to support up to 90 days of continued operation, including up to 6 maximum energy charges/shocks before fully depleting. However, if the PG experiences a latent battery malfunction resulting in accelerated battery depletion, the reserve battery capacity available beyond ERI may not be sufficient to support the full 90-day interval or additional shock therapy before depleting. The rate of depletion for a latent battery malfunctions varies.</p>
<p><a href="#">SQ-RX 1010 Shortened Replacement Time, Physician Letter, November 2018</a></p> <p><a href="#">SQ-RX 1010 Shortened Replacement Time, Patient Letter, November 2018</a></p>	<p>The SQ-RX model 1010 PGs include separate monitors for charging and battery performance. The Charge Time (CT) alert is designed to detect unsuccessful charging of the high voltage capacitors within 44 seconds. The Battery Depletion (BD) alert is designed to detect higher rates of accelerated battery depletion. When an alert condition occurs, the patient is notified through beeping tones and the clinician user is notified through programmer messages. Most battery malfunctions exhibit a sufficient rate of accelerated depletion to be detected by one of these alerts. Some battery malfunctions exhibit a slower rate of accelerated depletion, which is not detected as an alert condition. Based on an analysis of accelerated battery depletion events where only ERI presented (no alert condition), at least one maximum energy shock has been determined to be available for at least 20 days after ERI.</p>
	<p><i>Estimated Rate of Occurrence</i></p> <p>The projected occurrence rate for latent battery malfunctions for SQ-RX Model 1010 PGs is up to 2% at 5 years. There have been no reports of injuries or deaths associated with this behavior. Laboratory analysis of returned PGs with latent battery malfunctions has shown some depletions to a level at which therapy would not have been available if not replaced in accordance with the recommendations above. Based on a 3-month follow-up interval, the potential for life threatening harm for this behavior is 0.006% (1 in 16,667) at 5 years. However, the potential for life-threatening harm is greater for secondary prevention patients or those who have received appropriate therapy previously, patients with longer follow-up intervals, and/or patients who are unable to hear beeping tones. For these patients, the benefit associated with prophylactically replacing the PG may outweigh the risks associated with a shortened replacement interval due to latent battery malfunction.</p> <p>Standard Warranty program available, please contact your local representative for terms and conditions.</p>
	<p><b>CURRENT STATUS 10-Jul-19</b></p>
	<p><i>Estimated Rate of Occurrence</i></p> <p>The projected occurrence rate for latent battery malfunctions for SQ-RX Model 1010 PGs is up to 2% at 5 years. There have been no reports of injuries or deaths associated with this behavior.</p>
	<p><b>CURRENT RECOMMENDATION 10-Jul-19</b></p> <ul style="list-style-type: none"> <li>• <b>Follow-Up.</b> Consistent with the SQ-RX Model 1010 PG User Manual: <ul style="list-style-type: none"> <li>- Perform in-clinic checks every 3 months as the PG is not capable of remote patient management;</li> <li>- If it has been more than 3 months since a patient's last in-clinic follow-up, schedule a follow-up within the next month and every 3 months thereafter;</li> <li>- During the next follow-up visit, demonstrate the beeper by applying a magnet over the PG to elicit beeping tones; and</li> <li>- Remind patients to promptly contact their physician if beeping tones are heard from their PG as this may be an indication of a CT / BD alert or ERI.</li> <li>- Append the patient's medical record with this letter to maintain awareness of this topic for the remaining service life of their PG</li> </ul> </li> <li>• <b>Evaluate Risk.</b> The potential for life-threatening harm is greater for patients who have experienced life-threatening ventricular arrhythmias, patients not followed every 3 months, and/or patients who are unable to hear beeping tones. For these patients, the benefit associated with prophylactically replacing the PG may outweigh the risks associated with a shortened replacement interval due to latent battery malfunction</li> <li>• <b>CT / BD Alerts.</b> Promptly investigate any beeping tones, CT alerts, or BD alerts and report them to Boston Scientific Technical Services. Using saved PG data, Technical Services can determine if an accelerated battery depletion exists and provide guidance for replacement.</li> <li>• <b>ERI.</b> To mitigate the rare potential for undetected accelerated battery depletion, replace SQ-RX Model 1010 PGs within 20 days of ERI. If a longer replacement interval is desired, save PG data and contact Technical Service to determine a recommended replacement interval. Note: CT / BD Alerts appearing before or after ERI should always be reported to Technical Services for evaluation</li> </ul>



<b>PRODUCT</b>	<b>ORIGINAL COMMUNICATION September 2018 — Hydrogen Induced Premature Depletion</b>
Identifiable by serial number. Not all serial numbers are affected.	Voluntary Physician Advisory FDA Classification: Unclassified
A serialized search tool to determine if a specific device is affected by this product advisory is available here: <a href="#">Device Lookup Tool</a>	This advisory discusses a subset of 2900 pacemakers and cardiac resynchronization therapy pacemakers (CRT-Ps) with an elevated potential for early pacemaker replacement due to hydrogen-induced accelerated battery depletion.
<b>VALITUDE CRT-P</b> Models U125, U128	The pacemaker manual describes how increases in pacing requirements or changes in programmed parameters may result in an expected longevity reduction and are considered normal battery depletion. However, hydrogen exposure within the pacemaker's circuitry may compromise the electrical performance of low voltage capacitors causing current leakage and a moderate acceleration in the rate of battery depletion.
<b>VISIONIST CRT-P</b> Models U225, U226, U228	Because this accelerated depletion does not occur rapidly, a follow-up interval of no more than six months is recommended. Boston Scientific has determined a liner component to be the source of hydrogen and identified a subset of 2900 previously distributed pacemakers that have an elevated potential for exhibiting this behavior. Boston Scientific pacemakers include automated diagnostic tools, including battery status assessment and estimated longevity predictions, that dynamically adjust based on power consumption. It is important to emphasize that the accuracy of battery status and longevity estimates are not affected by this behavior.
<b>ACCOLADE Pacemaker</b> Models L300, L301, L310, L311, L321, L331	
<b>PROPONENT Pacemaker</b> Models L200, L201, L209, L210, L211, L221, L231	
<b>ESSENTIO Pacemaker</b> Models L100, L101, L110, L111, L121, L131	<i>Estimated Rate of Occurrence</i> The observed malfunction rate for hydrogen induced accelerated depletion within this advisory subset is 1.4% at 2.5 years which is 233 times higher than the non-advisory population. Because this behavior is highly detectable through regular pacemaker follow-up care, the projected potential for life-threatening harm is 0.0003% (1 in 333,333) at 5 years. There are no devices within this advisory subset that are still available for implant.
<a href="#">Hydrogen Induced Premature Depletion, Physician Letter, Septemeber 2018</a>	Standard Warranty program available, please contact your local representative for terms and conditions.
<a href="#">Hydrogen Induced Premature Depletion, Patient Letter, September 2018</a>	<b>CURRENT STATUS 10-Jul-19</b>
	<i>Estimated Rate of Occurrence</i> The observed malfunction rate for hydrogen induced accelerated depletion within this advisory subset is 3.6% at 3 years, which is approximately 90 times higher than the rate of 0.04% in the non-advisory population. Because this behavior is highly detectable through regular pacemaker follow-up care, the projected potential for life-threatening harm is 0.0003% (1 in 333,333) at 5 years. There are no devices within this advisory subset that are still available for implant.
	<b>CURRENT RECOMMENDATION 10-Jul-19</b>
	<ul style="list-style-type: none"> <li>• Boston Scientific recommends following patients implanted with any affected pacemaker from the advisory subset at intervals no greater than every six (6) months either in-clinic or via LATITUDE in accordance with the best practices outlined in international societal guidelines</li> <li>• Promptly investigate any suspected indication of accelerated depletion. Before surgical intervention, contact Boston Scientific Technical Services for verification of accelerated depletion and to determine an appropriate timeframe for pacemaker replacement. Please note, if accelerated depletion is identified, the Save to Disk feature or LATITUDE is necessary to perform an engineering assessment.</li> <li>• Prophylactic replacement is NOT recommended for pacemakers with normal battery consumption as the risk of surgical replacement outweighs the risk of accelerated depletion.</li> </ul>

PRODUCT

**ORIGINAL COMMUNICATION December 2017 — Minute Ventilation Signal Oversensing**

A serialized search tool to determine if a specific device is affected by this product advisory is available here: [Device Lookup Tool](#)

**VALITUDE CRT-P**  
Models U125, U128

**VISIONIST CRT-P**  
Models U225, U226, U228

**ACCOLADE Pacemaker**  
Models L300, L301, L310, L311, L321, L331

**PROPONENT Pacemaker**  
Models L200, L201, L209, L210, L211, L221, L231

**ESSENTIO Pacemaker**  
Models L100, L101, L110, L111, L121, L131

**ALTRUA 2 Pacemaker**  
Models S701, S702, S722

Voluntary Physician Advisory

This advisory discusses intermittent oversensing of the Minute Ventilation (MV) sensor signal with certain Boston Scientific pacemaker and cardiac resynchronization therapy pacemaker systems (pacemakers). MV sensor signal oversensing may cause pre-syncope or syncope due to periods of pacing inhibition. This MV behavior may occur with any manufacturer's pacing lead system, but Boston Scientific has determined it to be more likely for affected Boston Scientific pacemakers using Medtronic or Abbott/St. Jude (Abbott) leads implanted in either the right atrium (RA) or right ventricle (RV).

The MV sensor in Boston Scientific pacemakers can be used for RightRate™ (rate adaptive pacing), Respiratory Rate Trend, or AP Scan. When the RA/RV pacing leads and lead terminal connections are operating as intended, the MV sensor signal is appropriately filtered and therefore is not detected by the pacemaker or displayed on electrograms (EGMs). However, intermittency related to the lead or pacemaker-lead connection has the potential to create a transient high impedance condition. A high impedance condition may subsequently alter the MV sensor signal such that it becomes visible on EGMs and potentially subject to oversensing on the RA or RV channels. For a technical description of the Boston Scientific's MV sensor, please refer to Appendix A in the December 2017 physician letter.

Engineering analysis and testing, as well as evaluation of post-market surveillance data, demonstrates an elevated potential for oversensing of the MV sensor signal in certain pacemaker systems connected to Medtronic or Abbott pacing leads. Although all leads evaluated in simulated testing environments comply with appropriate connector standards, we have discovered subtle differences amongst lead manufacturers in the surface finish of the lead terminal ring and amount of axial and radial terminal ring motion within the pacemaker header. These factors may result in intermittent increases in impedance leading to oversensing of the MV sensor signal or changes in daily impedance test measurements.

*Estimated Rate of Occurrence*

Boston Scientific investigation has shown that the probability of harm associated with MV sensor signal oversensing behavior is significantly greater when affected pacemakers are connected to Medtronic or Abbott pacing leads.

Affected pacemaker systems connected to the following RA/RV pacing leads <sup>4</sup> :	Probability of Injury at 5 years	Probability of Life Threatening Harm at 5 years
Medtronic or Abbott pacing leads	0.0005 (1 in 2,000)	0.00001 (1 in 100,000)
Boston Scientific pacing leads (including DEXTRUS)	0.00003 (1 in 33,333)	0.0000008 (1 in 1,250,000)
All pacing leads combined <sup>5</sup>	0.00008 (1 in 12,500)	0.000002 (1 in 500,000)

[Minute Ventilation Signal Oversensing, Physician Letter, December 2017](#)

[Minute Ventilation Signal Oversensing, Patient Letter, December 2017](#)

[Minute Ventilation Signal Oversensing, Update letter, January 2019](#)

**CURRENT STATUS 10-Jul-19**

*Estimated Rate of Occurrence*

Boston Scientific investigation has shown that the probability of harm associated with MV sensor signal oversensing behavior is significantly greater when affected pacemakers are connected to Medtronic or Abbott pacing leads.

Affected pacemaker systems connected to the following RA/RV pacing leads <sup>4</sup> :	Probability of Injury at 5 years	Probability of Life Threatening Harm at 5 years
Medtronic or Abbott pacing leads	0.0005 (1 in 2,000)	0.00001 (1 in 100,000)
Boston Scientific pacing leads (including DEXTRUS)	0.00003 (1 in 33,333)	0.0000008 (1 in 1,250,000)
All pacing leads combined <sup>5</sup>	0.00008 (1 in 12,500)	0.000002 (1 in 500,000)

**CURRENT RECOMMENDATION 10-Jul-19**

Boston Scientific has now received approval for Model 2869 v2.06 software. For countries where Model 2869 v2.06 software is available and complete, the MV sensor may be enabled for those patients who are likely to benefit clinically from RightRate™, Respiratory Rate Trend, or AP Scan™. For all other countries, please refer to the Minute Ventilation Signal Oversensing, Update letter, January 2019 for instructions.

PRODUCT	ORIGINAL COMMUNICATION December 2017 — CRT Positive LV Offset and TPP Interaction
<p>Identifiable by serial number. Not all serial numbers are affected.</p> <p>A serialized search tool to determine if a specific device is affected by this product advisory is available here: <a href="#">Device Lookup Tool</a></p>	<p>Voluntary Physician Advisory FDA Classification: Unclassified</p> <p>This advisory discusses unintended asynchronous biventricular (BiV) pacing behavior when tracking elevated atrial intrinsic rhythms in certain Boston Scientific Cardiac Resynchronization Therapy (CRT) pacemakers (CRT-Ps) and defibrillators (CRT-Ds). Repeated detection of this unintended asynchronous BiV pacing behavior may result in the implanted device reverting to a permanent Safety Mode (Safety Core™) status thus requiring early replacement. The unintended asynchronous BiV pacing behavior can only occur when an infrequent combination of parameters are programmed, specifically:</p>
<p><b>VALITUDE CRT-P</b> Models U125, U128</p>	<ul style="list-style-type: none"> <li>• Left Ventricular (LV) Offset programmed to a positive value which exceeds the Atrial Blank after Ventricular Pace (A-Blank after V-Pace) interval; and</li> <li>• Tracking Preference = ON (nominal).</li> </ul>
<p><b>VISIONIST CRT-P</b> Models U225, U226, U228</p>	<p><i>Observed Rate</i> Of the 60,500 CRT devices distributed worldwide, Boston Scientific estimates approximately 300 CRT devices are programmed with the combination of parameters which may lead to this device behavior. There have been two confirmed instances of early device replacement due to this device behavior (0.7%). Of the two cases, a single patient death occurred due to complications related to the replacement procedure.</p>
<p><b>RESONATE CRT-D</b> Models G424, G425, G426, G428, G437, G447, G448, G524, G525, G526, G528, G537, G547, G548</p>	<p><b>CURRENT STATUS 10-Jul-19</b></p>
<p><b>VIGILANT CRT-D</b> Models G224, G225, G228, G237, G247, G248</p>	<p><i>Confirmed Malfunctions (worldwide)</i> There have been four confirmed instances of early device replacement due to this device behavior.</p>
<p><b>MOMENTUM CRT-D</b> Models G124, G125, G126, G128, G138</p>	<p><b>CURRENT RECOMMENDATION 10-Jul-19</b></p>
<p><b>CHARISMA CRT-D</b> Models G324, G325, G328, G337, G347, G348</p>	<p>Boston Scientific has received approval of Model 2868 v4.07 for CRT-Ds and Model 2869 v2.06 software for CRT-Ps to resolve this behavior. For countries where the software is available and complete, confirm all your center's/clinic's Model 3120 ZOOM programmers are upgraded with Model 2868 v4.07 and Model 2869 v2.06 software. In all other countries, please refer to the CRT Positive LV Offset and TPP Interaction, Update Letter, December 2017 for instructions.</p>
<p><b>AUTOGEN CRT-D</b> Models G172, G173, G175, G177, G179</p>	
<p><b>DYNAGEN CRT-D</b> Models G150, G151, G156, G158</p>	
<p><b>INOGEN CRT-D</b> Models G140, G141, G146, G148</p>	
<p><b>ORIGEN CRT-D</b> Models G050, G051, G056, G058</p>	
<p><a href="#">CRT Positive LV Offset and TPP Interaction, Physician Letter, Dec 2017</a></p>	
<p><a href="#">CRT Positive LV Offset and TPP Interaction, Patient Letter, December 2017</a></p>	
<p><a href="#">CRT Positive LV Offset and TPP Interaction, Update Letter, January 2019</a></p>	

PRODUCT

A serialized search tool to determine if a specific device is affected by this product advisory is available here:

[Device Lookup Tool](#)

COGNIS

Models N106/N107/N108/N118/  
N119/N120/P106/P107/P108

TELIGEN VR

Models E102/E103/F102/F103

TELIGEN DR

Models E110/E111/F110/F111

**ORIGINAL COMMUNICATION Aug 2013 and Sep 2014 — Low Voltage Capacitor**

Voluntary Physician Advisory  
FDA Classification August 2013: Class II  
FDA Classification September 2014: Class II  
In August 2013, a physician communication discussed a subset of COGNIS CRT-Ds and TELIGEN ICDs that had experienced an increased rate of premature battery depletion due to compromised performance of a low voltage (LV) capacitor. It also informed physicians how to identify and respond to a Safety Architecture low voltage alert. In September 2014, a second subset of devices was identified that may exhibit compromised LV capacitor performance at a rate that is similar to the August 2013 advisory subset. The second communication also discussed improvements to Safety Architecture's low voltage alert, which were released through a programmer software update.

The performance of an LV capacitor may be compromised in some devices after two or more years of implant time, which will increase battery use and may eventually initiate one or more Safety Architecture alerts and patient-audible beeping.

The most common alert is a yellow programmer screen that states, "Voltage is too low for projected remaining capacity. Contact Technical Services with Code 1003". LATITUDE issues a corresponding yellow alert (nominally configured "On"). In other instances, diminished LV capacitor performance can result in an early "Explant" battery status indicator (ERI) and a replacement window that may be less than 3 months.

Devices that experience a low voltage alert require replacement. If not replaced, increased current drain could deplete the battery and impact therapy delivery and telemetry.

Advisory population

Approximately 22,800 devices identified in the August 2013 communication remain in service. In September 2014, Boston Scientific identified an additional 27,300 active devices that may exhibit diminished LV capacitor performance at a rate that is similar to the August 2013 advisory population. The projected cumulative rate of occurrence for LV capacitor malfunction within the total advisory population is approximately 2.9% at 60 months. Due to Safety Architecture alerts and timely physician response, the potential for life-threatening harm from loss of therapy is estimated to be less than 1 in 125,000 (0.0008%) at 60 months.

[Low Voltage Capacitor 2014 Physician Letter, Sep 17, 2014](#)

[Low Voltage Capacitor 2014 Patient Letter, Sep 17, 2014](#)

[Low Voltage Capacitor 2013 Physician Letter, Aug 29, 2013](#)

**CURRENT STATUS 10-Jul-19**

Advisory devices have not been available for implant for more than seven years.

Confirmed Malfunctions (worldwide)

5,788 malfunctions have been confirmed from the advisory population. Approximately 32,000 devices from the advisory populations remain in service.

There have been two reported patient deaths due to complications with the replacement of an advisory device.

Projected Rate of Occurrence

• COGNIS CRT-D and TELIGEN ICD advisory population - The rate of occurrence is 2.9% at 60 months, 6.0% at 72 months, 8.9% at 84 months and 11.2% at 96 months. The potential for life-threatening harm from loss of therapy is approximately 1 in 200,000 (0.0005%) at 60 months.

• COGNIS CRT-D and TELIGEN ICD populations (advisory and non-advisory) - The overall rate of occurrence is approximately 1.1% at 60 months, 2.5% at 72 months and 3.7% at 84 months. The projected rate of occurrence is 5.0% at 96 months. Since notifying customers of this behavior in September 2014 and improving the Safety Architecture voltage alert, the portion of malfunctions with compromised therapy has decreased to approximately 1.6%. The potential for life-threatening harm from loss of therapy is approximately 1 in 500,000 (0.0002%) at 60 months.

• INCEPTA, ENERGEN and PUNCTUA CRT-Ds and ICDs - The rate of occurrence is 1% at 60 months. The projected rate of occurrence is 1.8% at 72 months. The portion of malfunctions with compromised therapy is approximately 0.3%. The potential for life-threatening harm from loss of therapy is approximately 1 in 5,000,000 (0.00002%) at 60 months.

**CURRENT RECOMMENDATION 10-Jul-19**

Updated Software

In 2014 BSC released software that enhances the effectiveness of the Safety Architecture tools later in device life. When the software was introduced, BSC recommended an in-clinic follow-up with an updated programmer at first opportunity, but within 3 months for patients within the advisory population. In-clinic interrogation with a current programmer automatically downloads Safety Architecture software upgrades from the programmer into individual patient devices, enhancing detection of a compromised LV capacitor before therapy delivery is impacted.

LATITUDE Patient Management System

Boston Scientific recommends that advisory patients utilize the LATITUDE Patient Management System (remote monitoring), which offers additional/supplemental device checks between office visits. Use of LATITUDE may accelerate detection of Safety Architecture alerts, and can notify if/when scheduled checkups have not occurred. Verify that the yellow alert "Voltage was too low for projected remaining capacity" is configured "On".

Additional Recommendations

- After a device has been upgraded with new software, Boston Scientific recommends normal device monitoring as described in device labeling.
- Device replacement is not recommended for advisory devices displaying normal behavior.
- Promptly investigate alerts, device beeping, and unanticipated replacement indicator messages.
- Following a Safety Architecture alert, contact Boston Scientific Technical Services as directed on programmer screens. Technical Services can facilitate an evaluation of device information downloaded from a recent in-clinic or remote LATITUDE interrogation, which may help to clarify available replacement time.

Standard Warranty program available, please contact your local representative for terms and conditions.

**PRODUCT**

A serialized search tool to determine if a specific device is affected by this product advisory is available here: [Device Lookup Tool](#)

*This advisory is limited to those models listed below implanted subpectorally.*

**COGNIS**

Models  
N106/N107/N108/N118/N119  
P106/P107/P108

**TELIGEN VR**

Models E102/F102

**TELIGEN DR**

Models E110/E111/F110/F111

[Subpectoral Implant 2009 Physician Letter, Dec 01, 2009](#)

[Subpectoral Implant 2009 Patient Letter, Dec 01, 2009](#)

**ORIGINAL COMMUNICATION 01-Dec-09 — Subpectoral Implant**

Voluntary Physician Advisory  
FDA Classification: Class II

This advisory is limited to devices identified in the product model list that were implanted subpectorally. Devices implanted subcutaneously are not included in this advisory.

Boston Scientific has determined that the bond between the header and case could be weakened by significant forces associated with a subpectoral implant procedure or when a device in a subpectoral position is pushed against a rib during contraction of the pectoralis muscle. A weakened header bond may alter lead impedance and introduce noise that may inhibit pacing therapy or initiate inappropriate tachy therapy. Additional mechanical stress applied to a weakened bond may eventually cause header connection wires to fracture, resulting in loss of therapy.

A weakened header bond can result in one or more of the following device behaviors:

- Significant changes in measured lead impedance
- Noise on real-time or stored electrograms
- Intermittent inhibition of pacing
- Inappropriate anti-tachy pacing or shock therapy
- Loss of pacing therapy
- Loss of anti-tachy pacing and shock therapy

No patient deaths related to this behavior have been reported. Patients have required early device replacement due to inappropriate shocks and/or noise induced by pocket manipulation or arm movement.

*Rate of Occurrence*

The implant orientation of devices is not reported to Boston Scientific, making it difficult to provide rate of occurrence and prediction information. Two (2) reports have been received worldwide of subpectoral implants with weakened header bonds. An estimated 5% of approximately 77,000 COGNIS and TELIGEN devices worldwide have been implanted in a subpectoral location.

The following factors may also impact the risk of failure if implanted in a subpectoral location:

- Exact location of the patient’s ribs relative to the device
- Body size and/or muscle mass of the patient (risk may increase for larger/muscular patients)
- Activity level and/or occupation of the patient (risk may increase for more active patients)

**CURRENT STATUS 10-Jul-19**

*Reported events (worldwide)*

102 reports have been received worldwide of subpectoral implants with weakened header bonds. An estimated 10% of approximately 104,000 COGNIS and TELIGEN devices worldwide have been implanted in a subpectoral location.

There have been no reported patient deaths associated with this advisory.

*Rate of Occurrence*

An estimated 10% of COGNIS and TELIGEN devices worldwide have been implanted in a subpectoral position. The rate of occurrence for subpectoral implants of COGNIS advisory devices is 1.95% at 60 months. The rate of occurrence for subpectoral implants of TELIGEN advisory devices is 0.53% at 60 months.

**CURRENT RECOMMENDATION 10-Jul-19**

**If a patient’s device was implanted subcutaneously, it is excluded from this advisory and no change to current patient management is recommended.**

**For affected devices implanted in a subpectoral location:**

- Follow patient at least once every three months as recommended in device instructions for use.
- Consider advising patients to contact their physician or clinic if they receive shocks, in order to ensure timely review of associated electrograms and other device data via in-clinic or remote interrogation.
- Where available, consider using the LATITUDE® Patient Management System to facilitate remote device checks between in-clinic follow-ups.

Standard Warranty program available, please contact your local representative for terms and conditions.

PRODUCT

A serialized search tool to determine if a specific device is affected by this product advisory is available here:

[Device Lookup Tool](#)

**INSIGNIA Ultra SR**

Models 1190/1390

**INSIGNIA Ultra DR and Ultra DR Downsize**

Models 1291/1491/1290/1490

**INSIGNIA Entra SR**

Models 1195/1198/1395/1398

**INSIGNIA Entra DR (downsize)**

Models 1296/1466

**INSIGNIA Entra DR**

Models 1294/1295/1494/1495

**INSIGNIA Entra SSI**

Models 0484/0485/1325/1326

**INSIGNIA Entra DDD**

Models 0985/0986/1426

**INSIGNIA Plus SR**

Models 1194/1394

**INSIGNIA Plus DR and Plus DR Downsize**

Models 1297/1467/1298/1468

**INSIGNIA AVT**

Models 0482/0882/0982  
1192/1292/1392/1428/1432/1492

**CONTAK RENEWAL TR / TR2**

Models H120/H125/H140/H145

**VITALITY 2 EL VR/DR**

Models T177/T167

**VITALITY 2 VR/DR**

Models T175/T165

**VITALITY DR HE**

Model T180

**VITALITY DS VR/DR**

Models T135/T125

**VITALITY VR/DR and EL**

Models 1870/1871/T127

**VENTAK PRIZM 2 VR/DR**

Models 1860/1861

[Low Voltage Capacitor, Physician](#)

[Low Voltage Capacitor, Patient Letter](#)

[Low Voltage Capacitor, Physician Letter, Jun 23, 2006](#)

**ORIGINAL COMMUNICATION 23-Jun-06 and 24-Aug-06— Low Voltage Capacitor**

Voluntary Physician Advisory  
FDA Classification: Class II

Devices within a well-defined subset manufactured using low-voltage capacitors from a single component supplier may perform in a manner that leads to device malfunction, including intermittent or permanent loss of output or telemetry, or premature battery depletion. At the time of the original June 23, 2006 communication, approximately 49,800 devices had been distributed, and approximately 27,200 devices had been implanted worldwide. Boston Scientific initiated retrieval of all non-implanted devices within this subset from hospital and sales force inventory. An Advisory Update was issued on August 24, 2006, with a revised estimation of the implanted population to be approximately 31,000. All product currently being shipped and available for implant is not susceptible to this issue.

*Reported Events (worldwide)*

At the time of the original June 23, 2006 communication, a total of five (5) devices had been confirmed to have malfunctioned. As reported in the August 24, 2006 Advisory Update, five (5) additional malfunctions were confirmed since the original June 23, 2006 communication. A total of 10 confirmed malfunctions represented 0.032% of the implanted population of approximately 31,000 devices. Seven (7) of 10 malfunctions were identified while implanted, and three were identified prior to the implant procedure. There were no reports of patient death associated with this issue. There were a total of three (3) reports of patients experiencing syncope associated with loss of pacing.

*Projected Rate of Occurrence*

While a statistically significant projection of expected failures for implanted devices was not possible, testing suggested that the frequency of new malfunctions would continue to decrease in the future.

**CURRENT STATUS 10-Jul-19**

*Confirmed Malfunctions (worldwide)*

46 malfunctions have been confirmed from the advisory population. 35 of these were identified while implanted. There were an estimated 32,000 advisory devices implanted. 11 malfunctions were identified prior to implantation.

There have been no reported patient deaths associated with this advisory.  
No devices currently being distributed are susceptible to this malfunction mode.

*Projected Rate of Occurrence*

The rate of occurrence is projected to range between 0.10% and 0.22%.

**CURRENT RECOMMENDATION 10-Jul-19**

Patient management recommendations from the August 24, 2006 Advisory Update remain unchanged.

- Normal follow-up.
- Physicians should consider the low and declining failure rate in addition to the unique needs of individual patients when making medical decisions regarding patient management.
- As always, advise patients to seek attention immediately if they experience syncope or lightheadedness.
- Should the device exhibit symptoms described below, please contact your local sales representative or Technical Services for assistance with device evaluation.

**Device Behavior**

**Pacemakers: INSIGNIA**

- Intermittent or permanent loss of pacing output
- Inability to interrogate
- Erased values in Daily Measurements
- ERT or EOL indicator message displayed earlier than expected
- A gas gauge less than BOL within six months of implant

Standard Warranty program available, please contact your local representative for terms and conditions.

PRODUCT	ORIGINAL COMMUNICATION 22-Sep-05 — Crystal Timing Component
Identifiable by serial number. Not all serial numbers are affected.	Voluntary Physician Advisory FDA Classification: Class II
A serialized search tool to determine if a specific device is affected by this product advisory is available here: <a href="#">Device Lookup Tool</a>	Two separate failure modes were identified that may result in intermittent or permanent loss of pacing output without warning, intermittent or permanent loss of telemetry, and/or reversion to VVI mode or appearance of a Reset warning message upon interrogation. The root cause of the first failure mode is foreign material within a crystal timing component. As of the December 12, 2005 Advisory Update, root cause had been identified as a microscopic particle within the crystal timing component.
<b>INSIGNIA Ultra SR</b> Models 1190/1390	
<b>INSIGNIA Ultra DR and Ultra DR Downsize</b> Models 1291/1491/1290/1490	<i>Reported Events</i> Failure Mode 1—As of September 6, 2005, 36 malfunctions have been confirmed out of 49,500 devices distributed worldwide (0.073%). The majority of malfunctions occurred early in life, with a mean implant time of seven (7) months. There were no reported patient deaths. The supplier of the crystal timing component used in this subset of devices has eliminated foreign material within the crystal chamber, and no malfunctions were observed in any devices shipped after March 12, 2004.
<b>INSIGNIA Entra SR</b> Models 1195/1198/1395/1398	
<b>INSIGNIA Entra DR (downsize)</b> Models 1296/1466	Failure Mode 2—As of September 6, 2005, 16 malfunctions were confirmed out of 341,000 devices distributed worldwide (0.0047%). All 16 devices exhibited a no-output condition at the implant procedure or during pre-implant testing. There were no reported patient deaths.
<b>INSIGNIA Entra DR</b> Models 1294/1295/1494/1495	<i>Rate Projection</i> Failure Mode 1—As of the September 22, 2005 communication, Modeling, based on field experience and statistical analysis, predicted the malfunction rate for the active device population of 41,000 to be between 0.017% to 0.037% over the remaining device lifetime.
<b>INSIGNIA Entra SSI</b> Models 0484/0485/1325/1326	
<b>INSIGNIA Entra DDD</b> Models 0985/0986/1426	<b>CURRENT STATUS 10-Jul-19</b> <i>Confirmed Malfunctions (worldwide)</i> Failure Mode 1— 62 malfunctions out of approximately 49,500 advisory population devices have been confirmed. There have been no reported patient deaths associated with this advisory.
<b>INSIGNIA Plus SR</b> Models 1194/1394	Failure Mode 2— 26 malfunctions out of approximately 257,000 (0.010%) devices distributed have been confirmed. Twenty-two (22) malfunctions were identified before or during the implant procedure and four (4) were identified after implant. There have been no reported patient deaths associated with this advisory.
<b>INSIGNIA Plus DR and Plus DR Downsize</b> Models 1297/1467/1298/1468	<i>Projected Rate of Occurrence</i> Failure Mode 1— The rate of occurrence for the estimated worldwide active advisory device population of 3,000 is projected to range between 0.027% and 0.038%.
<b>INSIGNIA AVT</b> Models 0482/0882/0982 1192/12921392/1428/1432/1492	<b>CURRENT RECOMMENDATION 10-Jul-19</b> Failure Mode 1— <u>Patient management recommendations from the September 22, 2005 physician communication remain unchanged.</u> Failure Mode 2— <u>Patient management recommendations supersede those originally communicated on September 22, 2005.</u>
<a href="#">Crystal Timing Component, Physician Letter, Dec 12, 2005</a>	— Normal follow-up for both Failure Mode 1 and Failure Mode 2 devices. — Specific to Failure Mode 1, physicians should consider the projected low and declining malfunction rate in addition to the unique needs of individual patients in their medical decisions regarding patient management. As always, advise patients to seek attention immediately if they experience syncope or lightheadedness.
<a href="#">Crystal Timing Component, Patient Letter, Oct 03, 2005</a>	
<a href="#">Crystal Timing Component, Physician Letter, Sep 22, 2005</a>	Standard Warranty program available, please contact your local representative for terms and conditions.

# Trademarks

The following are trademarks of Boston Scientific Corporation, CRM Division (doing business as Cardiac Pacemakers, Inc., a Boston Scientific Company) used in connection with the goods or services indicated:

ACCOLADE	EQUIO	LUX-DX
ACUITY	ENDOTAK ENDURANCE	MOMENTUM
ACUITY X4	ENDOTAK ENDURANCE EZ	ORIGEN
ADVANTIO	ENDOTAK ENDURANCE RX	PERCIVA
ALTITUDE	ENDOTAK RELIANCE	PROPONENT
ALTRUA	ENERGEN	PUNCTUA
AUTOGEN	ESSENTIO	RELIANCE 4-FRONT
AVT	FINELINE	RESONATE
CHARISMA	FLEXTEND	SELUTE
COGNIS	FORMIO	SWEET PICOTIP
CONFIENT	INSIGNIA	SWEET TIP
CONTAK	INGENIO	TELIGEN
CONTAK RENEWAL	INGEVITY	VIGILANT
CONTAK RENEWAL TR	INCEPTA	VISIONIST
DYNAGEN	INLIVEN	VITALIO
EASYTRAK	INOGEN	VITALITY
EMBLEM	INTUA	4-SITE
ENDOTAK	INVIVE	

The following marks are registered trademarks for Intermedics, Inc and Cameron Health, Inc. (doing business as Cardiac Pacemakers, Inc., a Boston Scientific Company) used in connection with the goods or services indicated:

Q-TRAK	SQ-RX	S-ICD
--------	-------	-------





**Rhythm Management**

300 Boston Scientific Way  
Marlborough, MA 01752-1234  
[www.bostonscientific.com](http://www.bostonscientific.com)

*Medical Professionals:*  
*1.800.CARDIAC (227.3422)*

*Patients and Families:*  
*1.866.484.3268*

© 2018 Boston Scientific Corporation  
or its affiliates. All rights reserved.

CRM-373910-AC FEB2018