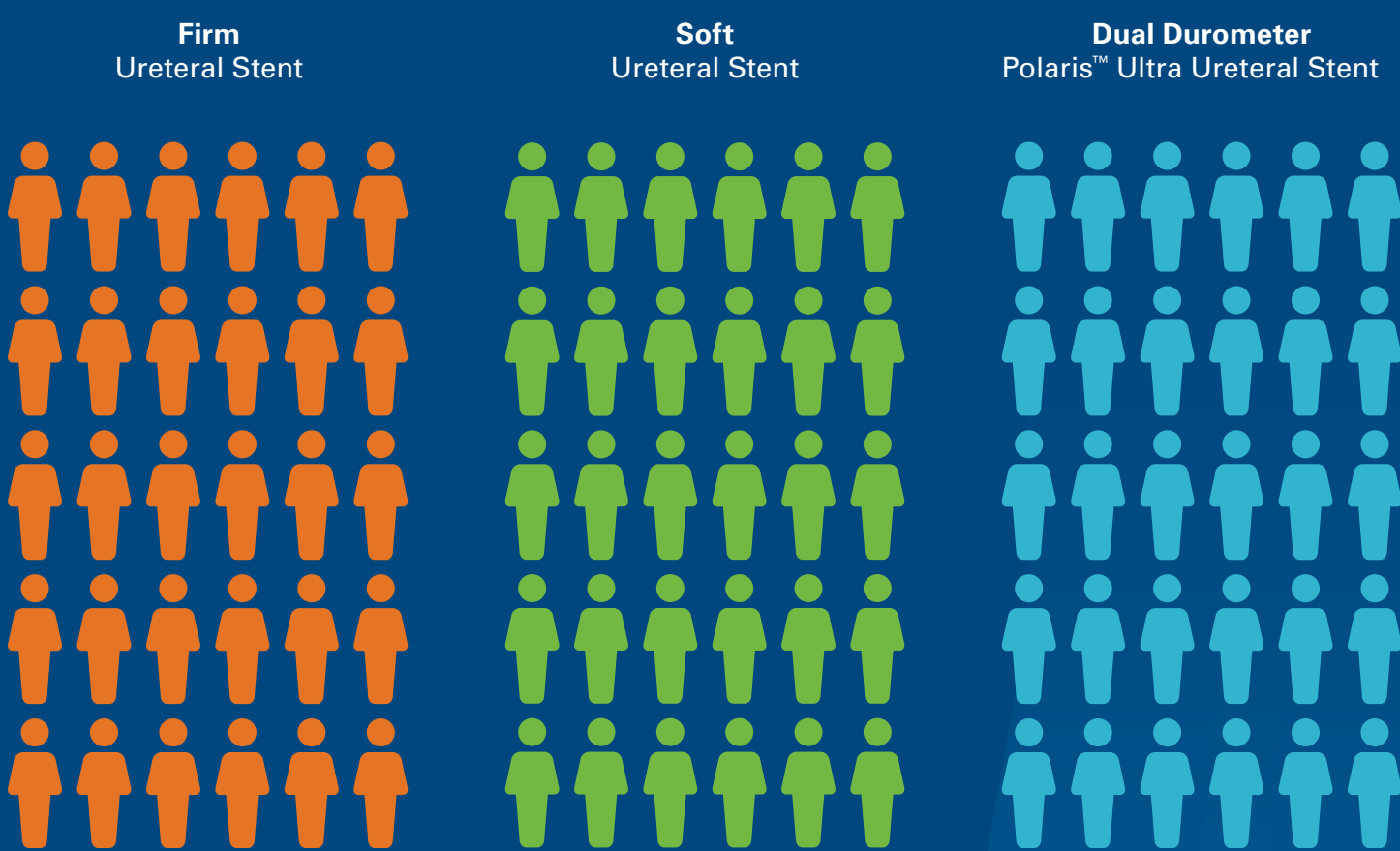
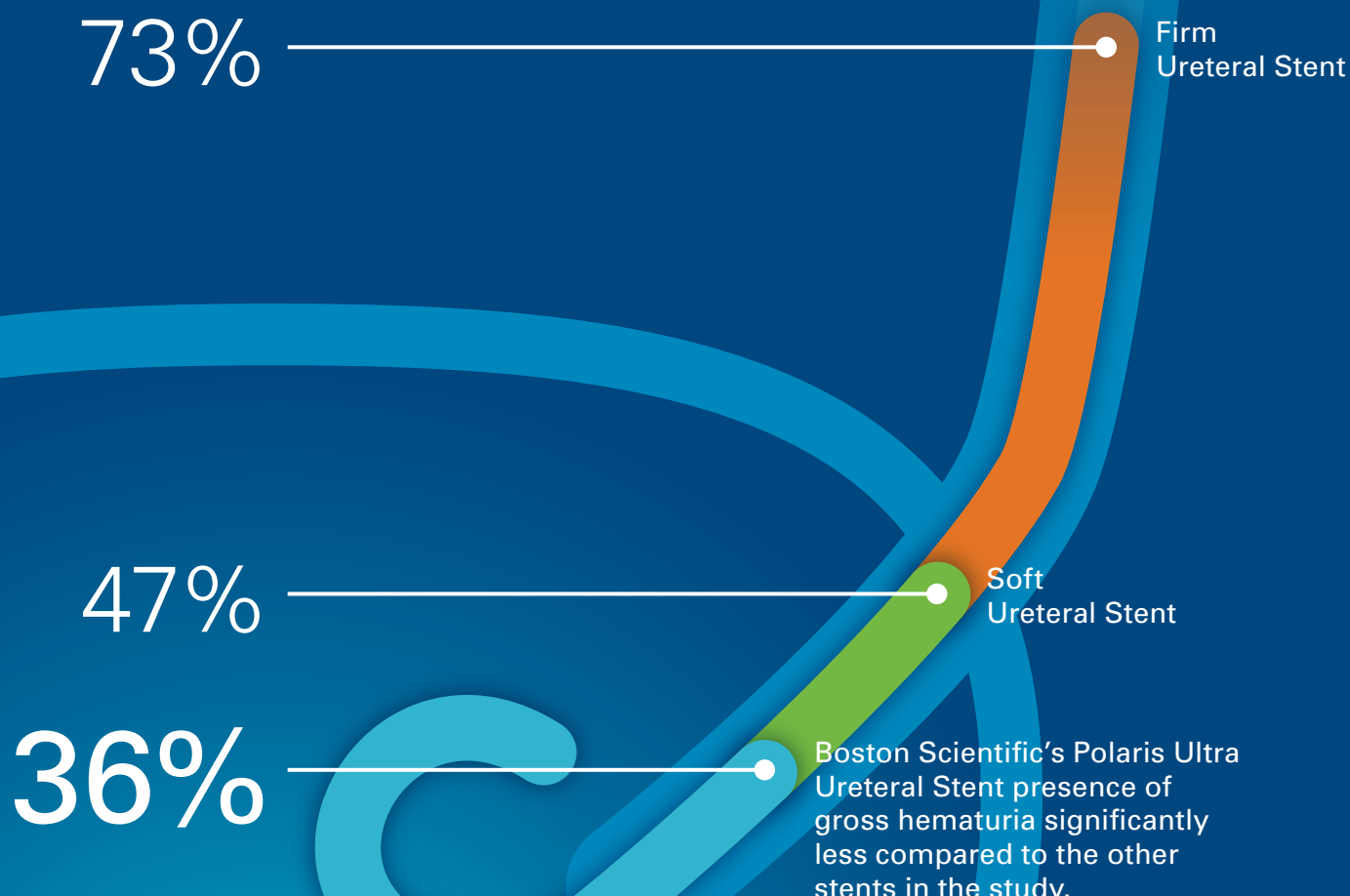


Does Stent Design Impact Patient Outcomes?

90 patients underwent ureteral stent insertion after ureteroscopy using 3 different stent designs



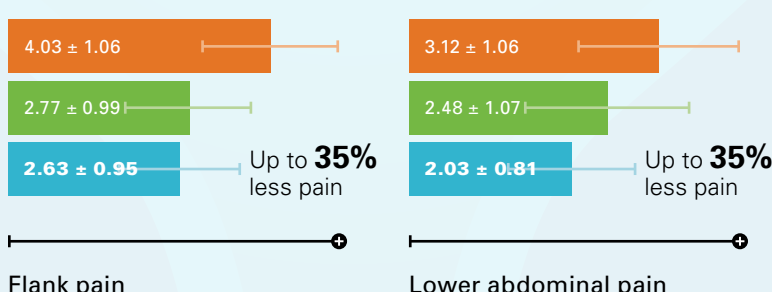
Presence of gross hematuria among patients 2 weeks with stent *in situ*¹



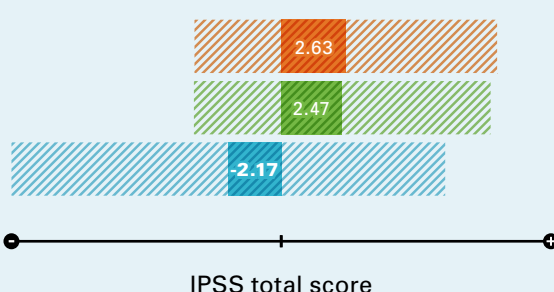
Stent-related discomfort

■ Firm Ureteral Stent ■ Soft Ureteral Stent ■ Polaris Ultra Dual Durometer Ureteral Stent

Visual Analogue Pain Scale (VAPS) 2 weeks with stent *in situ*



International Prostate Symptom Score (IPSS) 2 weeks with stent *in situ*



The Polaris Ultra Ureteral Stent showed similar efficacy and favorable tolerability in regard to bladder irritation symptoms and stent-related pain.

Boston Scientific
Advancing science for life™

1. Lee JN, Kim BS. Comparison of efficacy and bladder irritation symptoms among three different ureteral stents: A double-blind, prospective, randomized controlled trial. *Scand J Urol*. 2015 Jun;49(3):237-41.

CAUTION: U.S. Federal law restricts this device to sale by or on the order of a physician.

CAUTION: The law restricts these devices to sale by or on the order of a physician. Indications, contraindications, warnings and instructions for use can be found in the product labelling supplied with each device. Information for use only in countries with applicable health authority registrations. Material not intended for use in France.

Products shown for INFORMATION purposes only and may not be approved or for sale in certain countries. Please check availability with your local sales representative or customer service.

All images are the property of Boston Scientific. All trademarks are the property of their respective owners.

Boston Scientific Corporation
300 Boston Scientific Way
Marlborough, MA 01752
www.bostonscientific.com

© 2016 Boston Scientific Corporation or its affiliates. All rights reserved.

URO-441729-AA DEC 2016