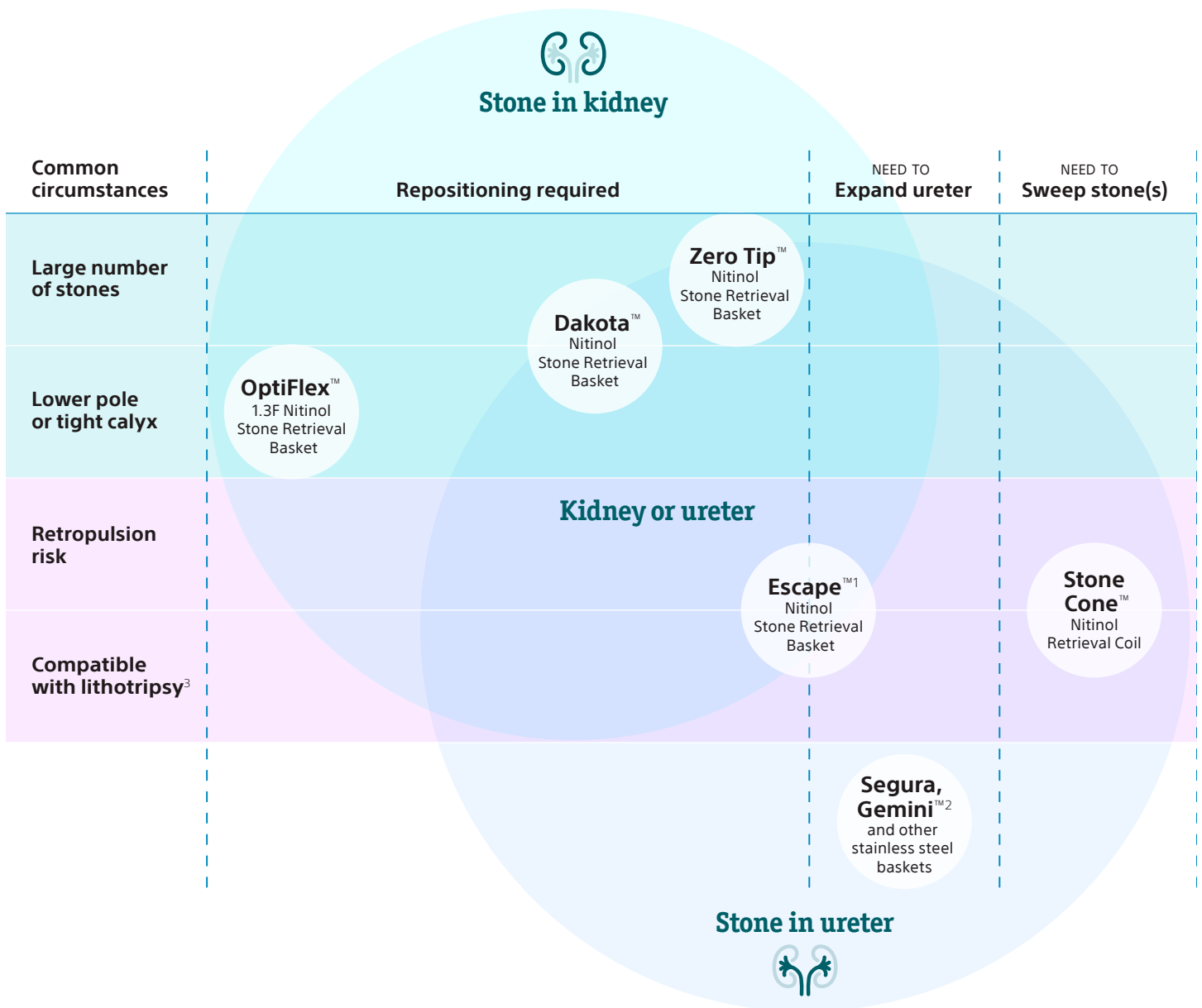




Stone Retrieval Guide

Because no two cases are alike.

No two patients present the same anatomical challenges. No two stones are identical in size, shape, or consistency. That's why Boston Scientific offers a comprehensive portfolio of stone retrieval baskets and graspers designed to treat each unique case.



1. Escape Retrieval Basket is designed to be used simultaneously with a 200 micron laser fiber. Do not fire the laser directly upon the basket during lithotripsy.
2. Segura and Gemini can also be used in the kidney and ureter.


Stone Retrieval Devices

Boston Scientific's broad and deep portfolio of stone retrieval baskets and graspers includes all the tools you need to reliably capture the stone and free the patient.



LithoVue Empower™ Retrieval Deployment Device


A physician-controlled stone removal deployment device that integrates seamlessly with the LithoVue™ Ureteroscope and our nitinol baskets.



Dakota™ Nitinol Stone Retrieval Device

This flexible nitinol device gives you the power to capture, reposition and remove multiple stones of varying size and complexity –all in a single procedure.


Sheath size: 1.9F



Zero Tip™ Nitinol Stone Retrieval Basket

This 4-wire nitinol basket is reliable, durable and built to maintain its shape in the most challenging anatomy, even after multiple cycles.

Sheath sizes: 1.9, 2.4, 3.0F



Escape™ Nitinol Stone Retrieval Basket

The unique dual-basket configuration of this powerful device allows you to hold fragments securely in place during lithotripsy, enabling you to work efficiently.

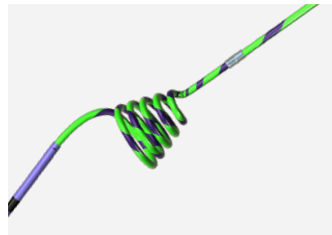
Sheath size: 1.9F



OptiFlex™ 1.3F Nitinol Stone Retrieval Basket

Now you can approach and capture fragments with a flexible basket that gives you the precision and control you need in tight places. With a small 1.3F sheath, the OptiFlex Nitinol Retrieval Basket allows for maximum irrigation and a clear field of view.


Sheath size: 1.3F



Stone Cone™ Nitinol Retrieval Coil

The Stone Cone Nitinol Retrieval Coil is an effective backboard that keeps simple cases simple. It helps increase procedural efficiency by preventing retropulsion of stones up the ureter and into the kidney – potentially eliminating the need for a flexible scope during the case.


Sheath size: 3.0F
Coil sizes: 7, 10mm



Segura Hemisphere™ Stone Retrieval Basket

Successfully complete your most difficult ureteral cases with the retrieval device that offers the superior strength and shape retention of stainless steel.

Sheath sizes: 2.4, 3.0, 4.5F



Gemini™ Paired Wire Helical Stone Retrieval Basket

Our Gemini device (available in 3-, 4- and 5-wire configurations) promotes secure grasp of calculi and small stone fragments. It's designed to open and retain its helical shape within the ureter.

Sheath sizes: 2.4, 3.0F



Suggested uses

Stone in kidney

Stone in ureter

www.bostonscientific.com/urology

Caution: U.S. Federal law restricts this device to sale by or on the order of a physician. CAUTION: The law restricts these devices to sale by or on the order of a physician. Indications, contraindications, warnings, and instructions for use can be found in the product labelling supplied with each device or at www.IFU-BSCI.com. Products shown for INFORMATION purposes only and may not be approved or for sale in certain countries. This material not intended for use in France.

Material not intended for use in France. Products shown for INFORMATION purposes only and may not be approved or for sale in certain countries. Please check availability with your local sales representative or customer service.

All images are the property of Boston Scientific. All trademarks are the property of their respective owners.

Boston Scientific

Advancing science for life™

Boston Scientific Corporation
300 Boston Scientific Way
Marlborough, MA 01752-1234
www.bostonscientific.com

© 2018 Boston Scientific Corporation or its affiliates. All rights reserved.

URO-445017-AC SEP 2018

CE 0344 LithoVue Empower™ Retrieval Deployment Device